

80-1" φ × 0'-4 3/4" H.S. BOLTS FOR FLG. SPICE
78-1" φ × 0'-2 3/4" H.S. BOLTS FOR WEB SPICE

NOTE:
THE CAMBER ORDINATES IN THE TABLE ARE TO BE USED IN FABRICATING THE GIRDER WEBS. THESE ORDINATES INCLUDE THE SUM OF THE CAMBER ORDINATES SHOWN ON THE CONTRACT DRAWINGS & THE ANTICIPATED DEFLECTION DUE TO SHRINKAGE WHEN WELDING.

ALL GIRDER LINES		
SPAN	POINT	CAMBER
1	5 & BRG. A*1	0
	16'-0"	3
	32'-0"	6
	48'-0"	3
	64'-0 1/2	0
2	5 & BRG. P*1	0
	9'-0"	3
	23'-2 3/4	13
	46'-4 1/2	24
	69'-7 3/4	24
3	92'-9 1/2	13
	107'-0 1/2	3
	5 & BRG. P*2	0
	16'-0 1/2	0
	32'-0 1/2	3
	48'-0 1/2	6
	64'-0 1/2	3
	5 & BRG. A*2	0

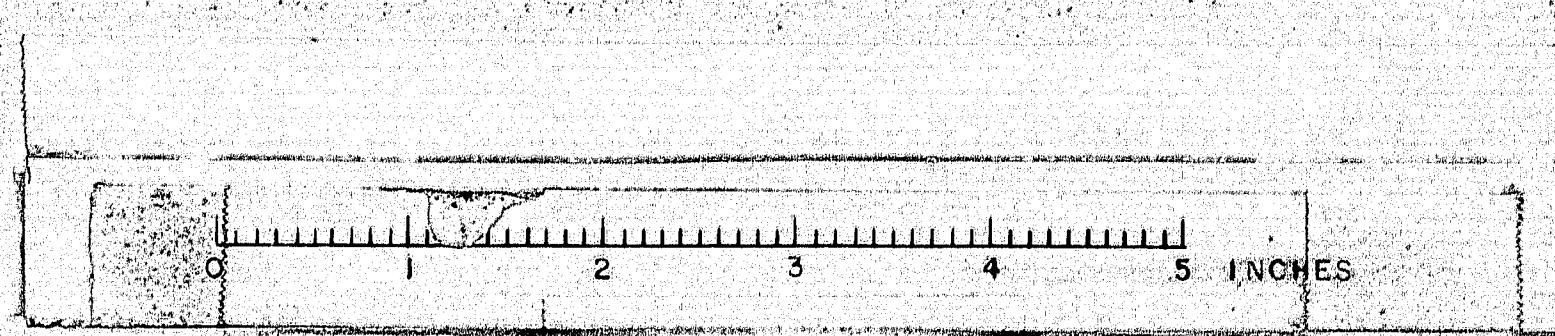
FOR WELDING NOTES SEE
SHOP CONNECTIONS: DRWG. D65-67-E2
FIELD CONNECTIONS: 1" φ H.S. BOLTS & WELD
HOLES: 1 1/8" φ U.N.
PAINT: STATE OF MAINE SPEC'S.

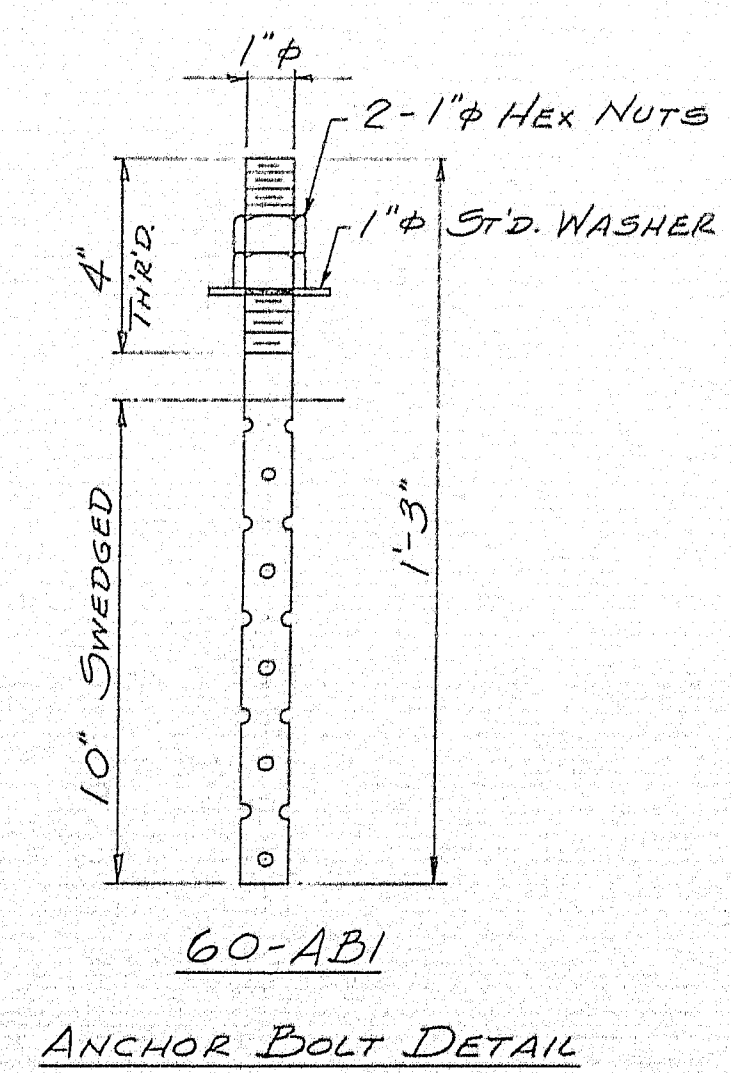
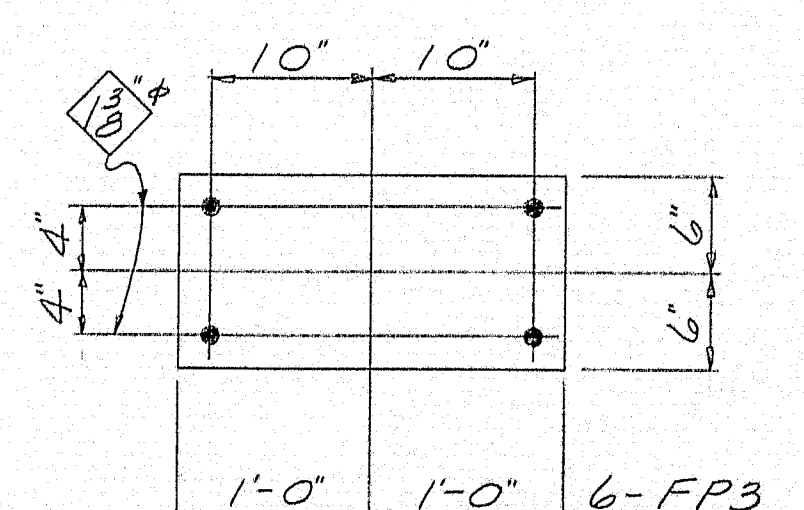
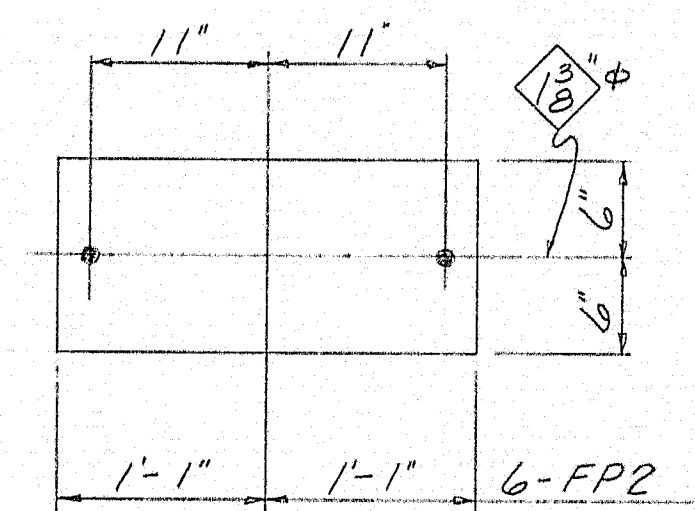
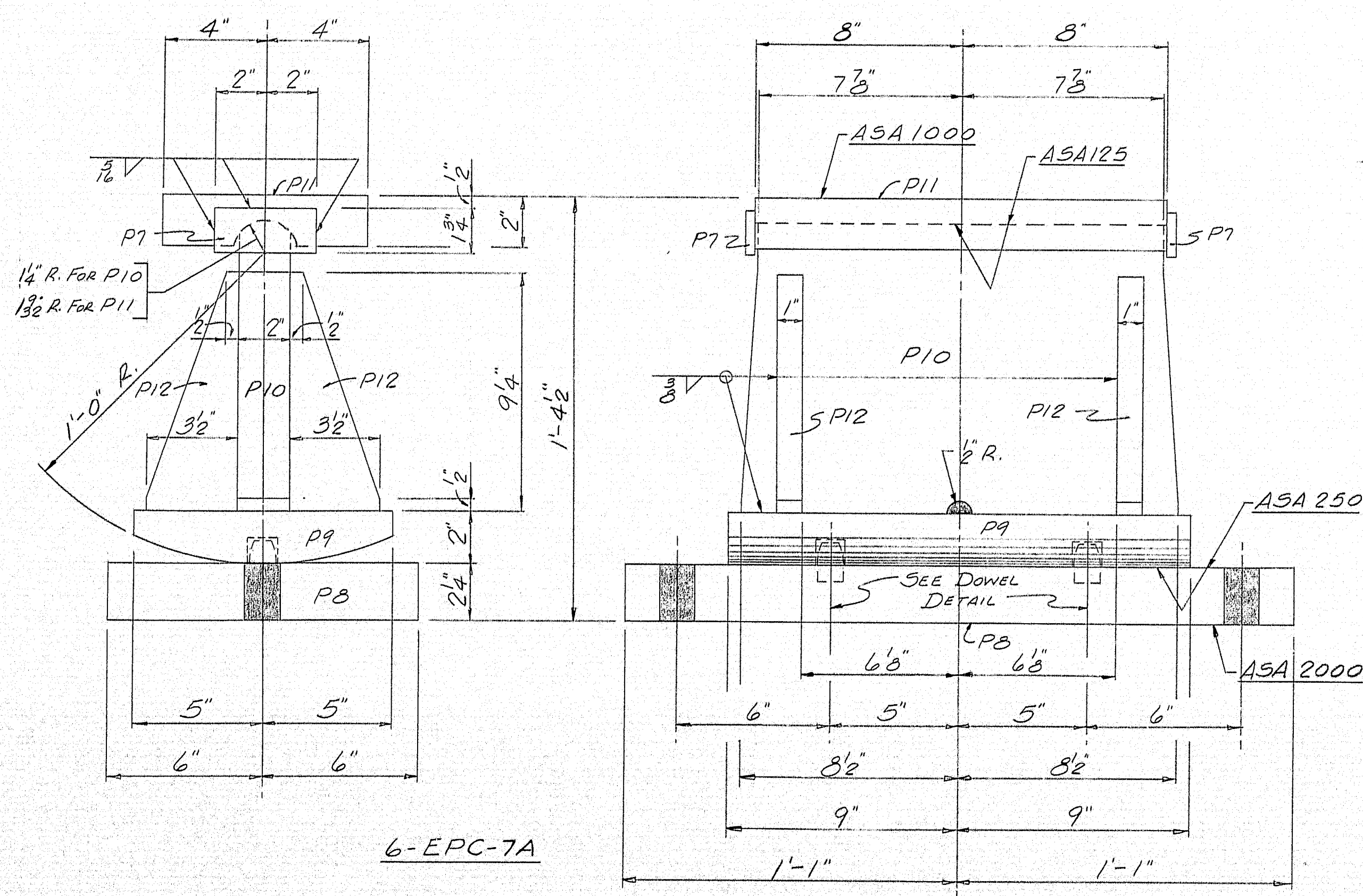
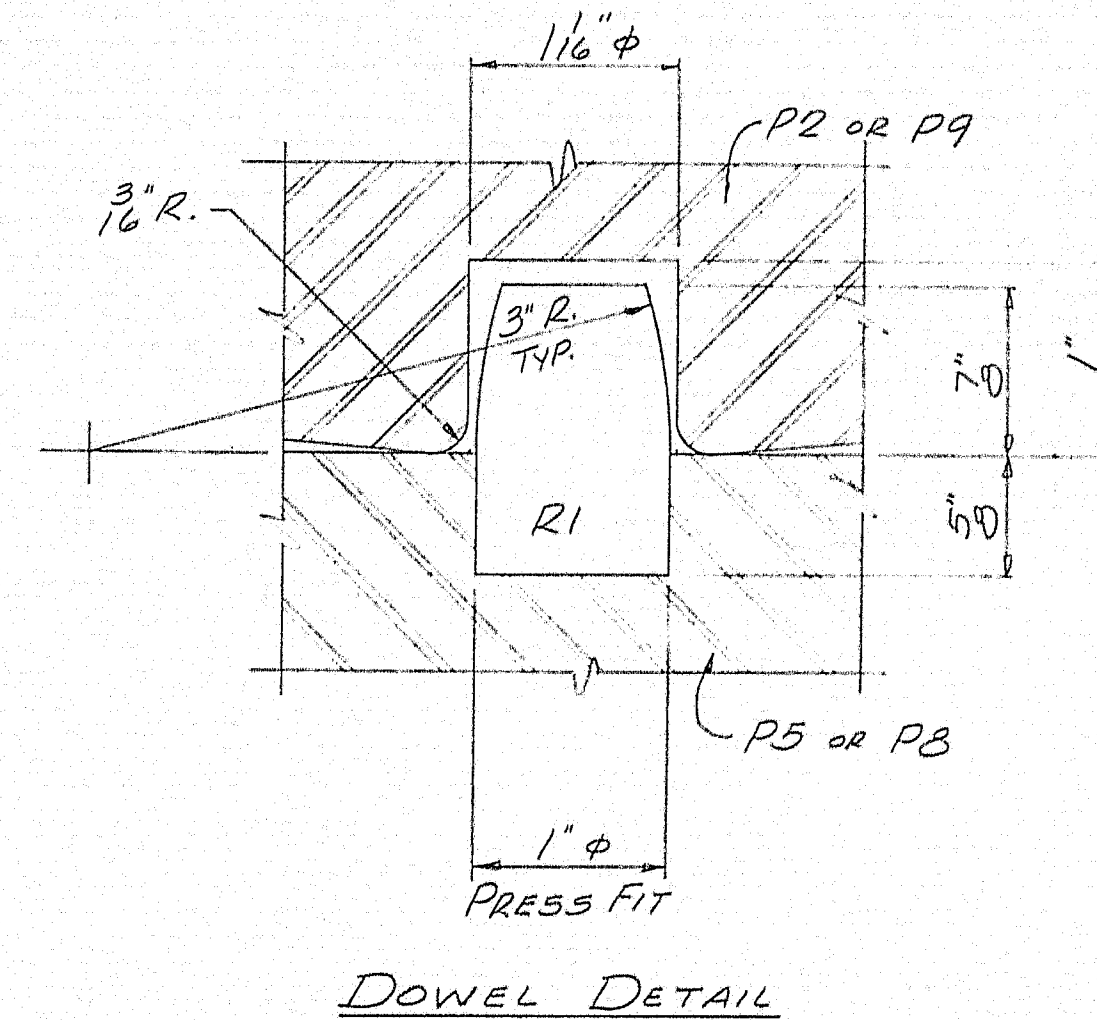
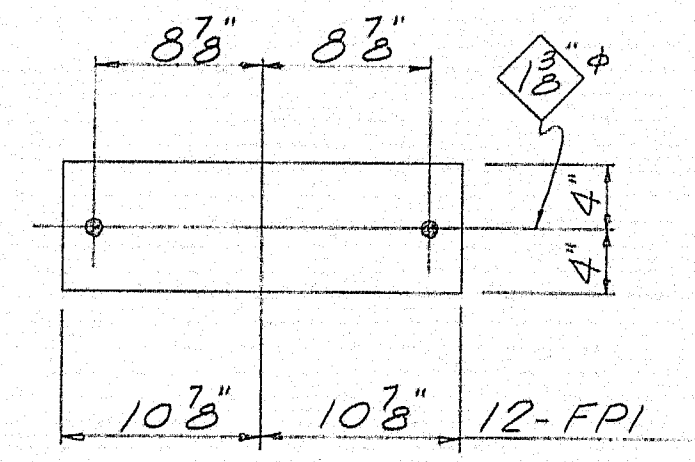
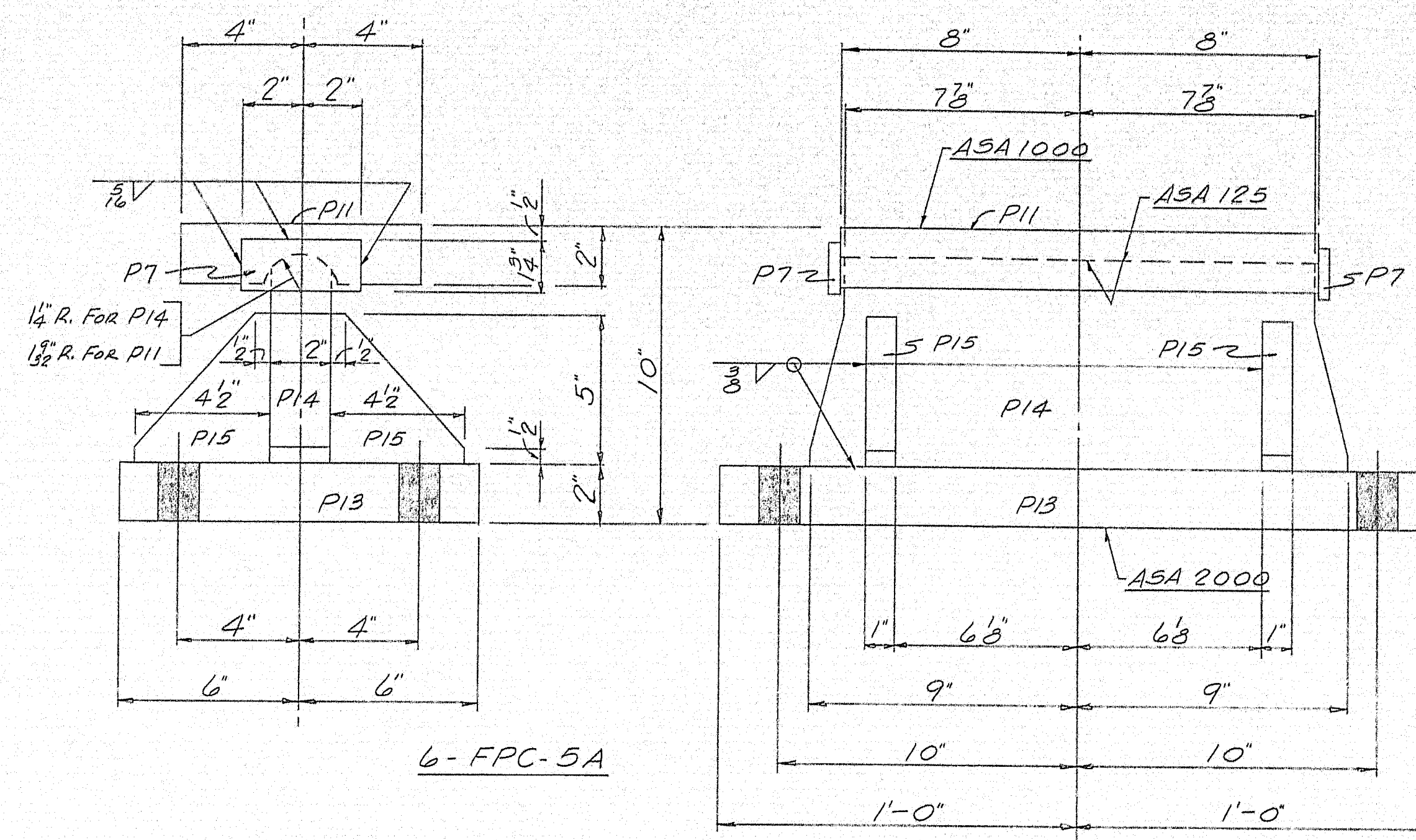
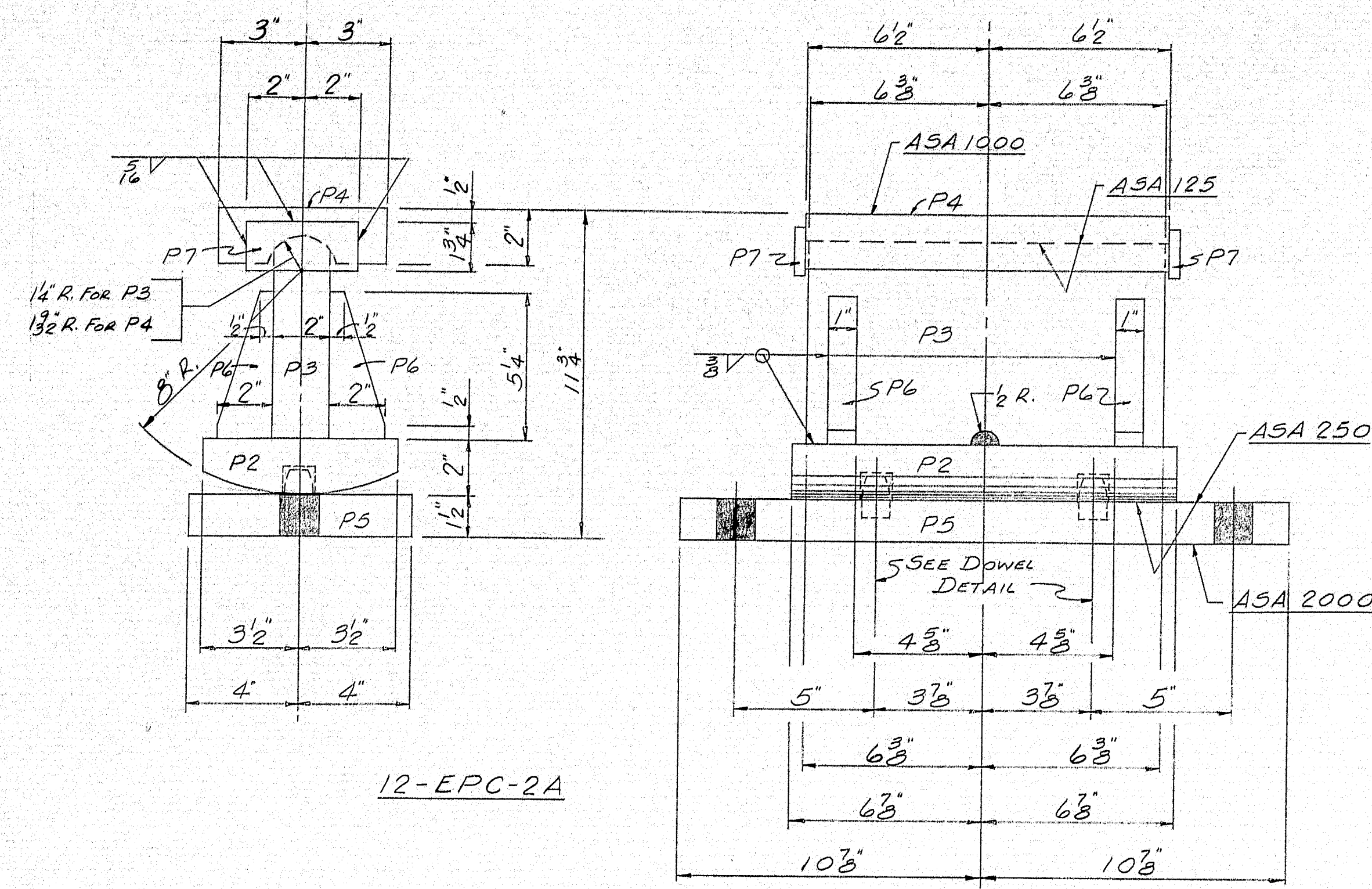
APP'D. AS NOTED 5-25-65
GIRDER ELEVATION DIAGRAM & CAMBER DIAGRAM & FIELD SPICE DETAIL

PRINT	ISSUE
3 CUST.	8-16-65
3 S.H.C.	8-16-65
3 SHOP	8-16-65
2 F.A.	6-8-65
2 F.A.	5-17-65
DRAWN	5-10-65 RAM
REVISION	
REVISION	
REVISION	

Bancroft & Martin Inc.
Brewer, Maine
I 95 OVER MEDUXNEKEAG RIVER
HOULTON, MAINE
CUSTOMER CIANCHETTE BROS. INC.
DESIGNER M.S.H.C., BRIDGE DIVISION
ORDER VERBAL DWG. D65-67-E3

97-80





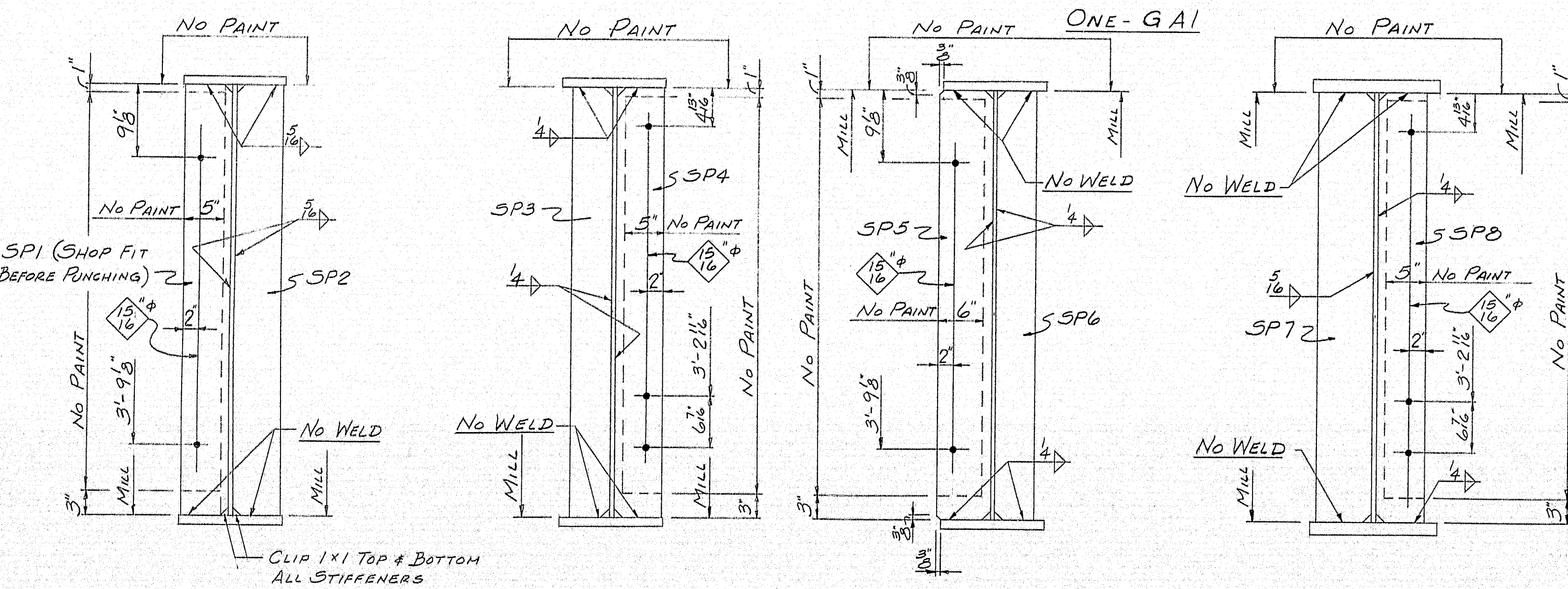
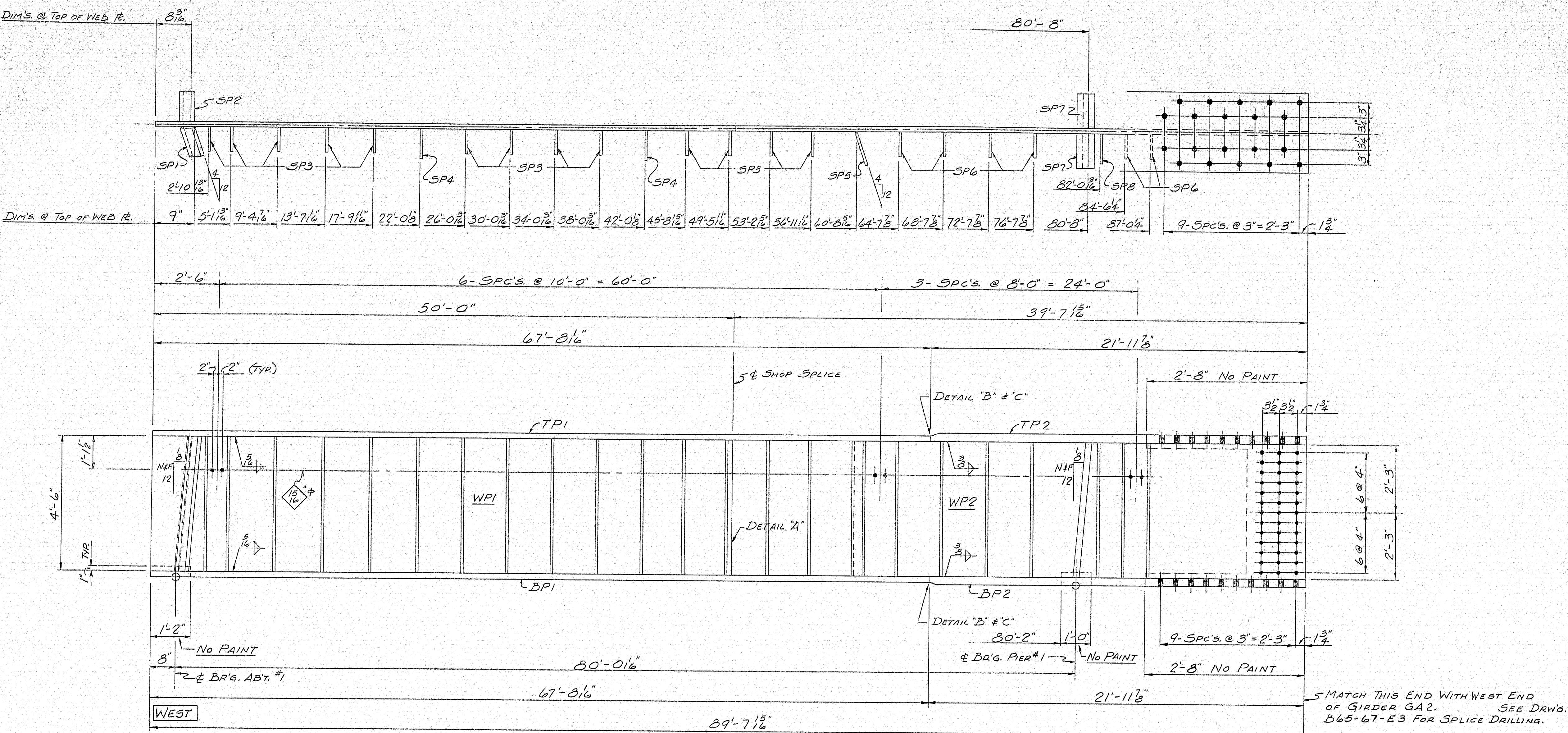
PAINT NOTE
 NO PAINT ON ANCHOR BOLTS - OIL THREADS. NO PAINT ON TOP SURFACE & 1/2" DOWN FROM TOP ON SIDES OF SOLE PLATES. COAT WITH BOILED LINSEED OIL. NO PAINT ON SURFACES FINISHED ASA 250. COAT WITH HOT MIXTURE OF WHITE LEAD & TALLOW. NO PAINT ON SURFACE FINISHED ASA 125.

SHIP		BILL OF MATERIAL			DWG. B65-67-52	
MARK	NO.	MARK	SHAPE	LENGTH	WT.	REMARKS
EPC-2A	12		PEDESTAL			
	12	P2	R-7x2	1 1/2		FINISHED A36
	12	P3	R-7 1/2 x 2	1 1/2		
	12	P4	R-6x2	1 1/2		
	12	P5	R-8x1 1/2	1 1/2		
	48	P6	R-2x1	0 5/4		
	24	P7	R-1 3/4 x 3/8	0 4		
	24	R1	ROD-1" φ	0 1/2		MACHINED
	12	FPI	8x3	1 9/2		FABCO PAD SA47
EPC-7A	6		PEDESTAL			
	6	P8	R-12x24	2 2		FINISHED A36
	6	P9	R-10x2	1 6		
	6	P10	R-11 1/4 x 2	1 5		
	6	P11	R-8x2	1 4		
	24	P12	R-3 1/2 x 1	0 9/4		
	12	P7	R-1 3/4 x 3/8	0 4		
	12	R1	ROD-1" φ	0 1/2		MACHINED
	6	FPI	12x3	2 2		FABCO PAD SA47
FPC-5A	6		PEDESTAL			
	6	P13	R-12x2	2 0		FINISHED A36
	6	P14	R-7x2	1 6		
	6	P11	R-8x2	1 4		
	24	P15	R-4 1/2 x 1	0 5		
	12	P7	R-1 3/4 x 3/8	0 4		
	6	FPI	12x3	2 0		FABCO PAD SA47
ABI	60		ROD-1" φ	1 3		SWEDGED A36
	120		1" HEX NUT			
	60		1" STD. WASHER			

LH-ET013 OR LH-ET023 OR
 SAW-I & PREHEAT 1" TO 2"
 SHOP CONNECTIONS: THK. MAT. TO 50° F.
 FIELD CONNECTIONS: 1" φ BOLT & WELD
 HOLES: 1 3/8" φ U.N.
 PAINT: STATE OF MAINE SPEC'S &
 SEE PAINT NOTE THIS DWG.
 APP'D AS NOTED 5-25-65
 PROJ. No. I-95-9 (B) 297

PEDESTALS		PRINT ISSUE	
5	S.H.C.	8-16-65	
3	CUST.	6-1-65	
4	PORT.	6-1-65	
2	F.A.	5-17-65	
DRAWN	5-11-65	RAM	
REVISION			
REVISION			
REVISION			

Pancroft & Martin Inc.
 Brewer, Maine
 I 95 OVER MEDURNEKAG RIVER
 HOULTON, MAINE
 CUSTOMER: CIANCHETTE BROS., INC.
 DESIGNER: M.S.H.C., BRIDGE DIVISION
 ORDER: VERBAL
 DWG. B65-67-52



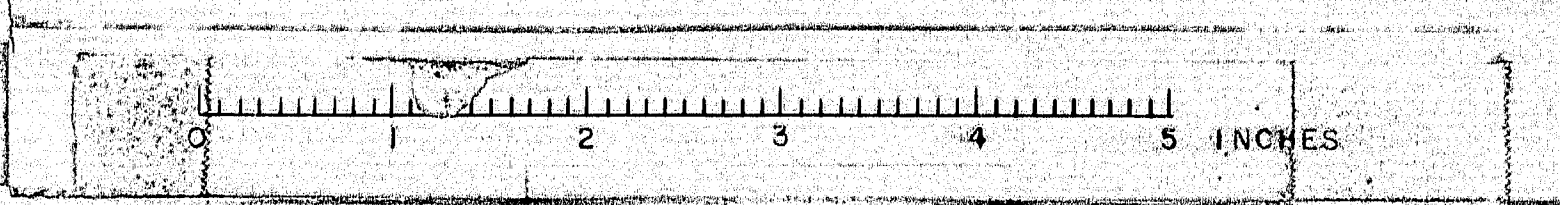
NOTES
 FOR CAMBER DIAGRAM SEE DRWG. B65-67-E3
 FOR DETAILS "A", "B", & "C" SEE DRWG. B65-67-E2

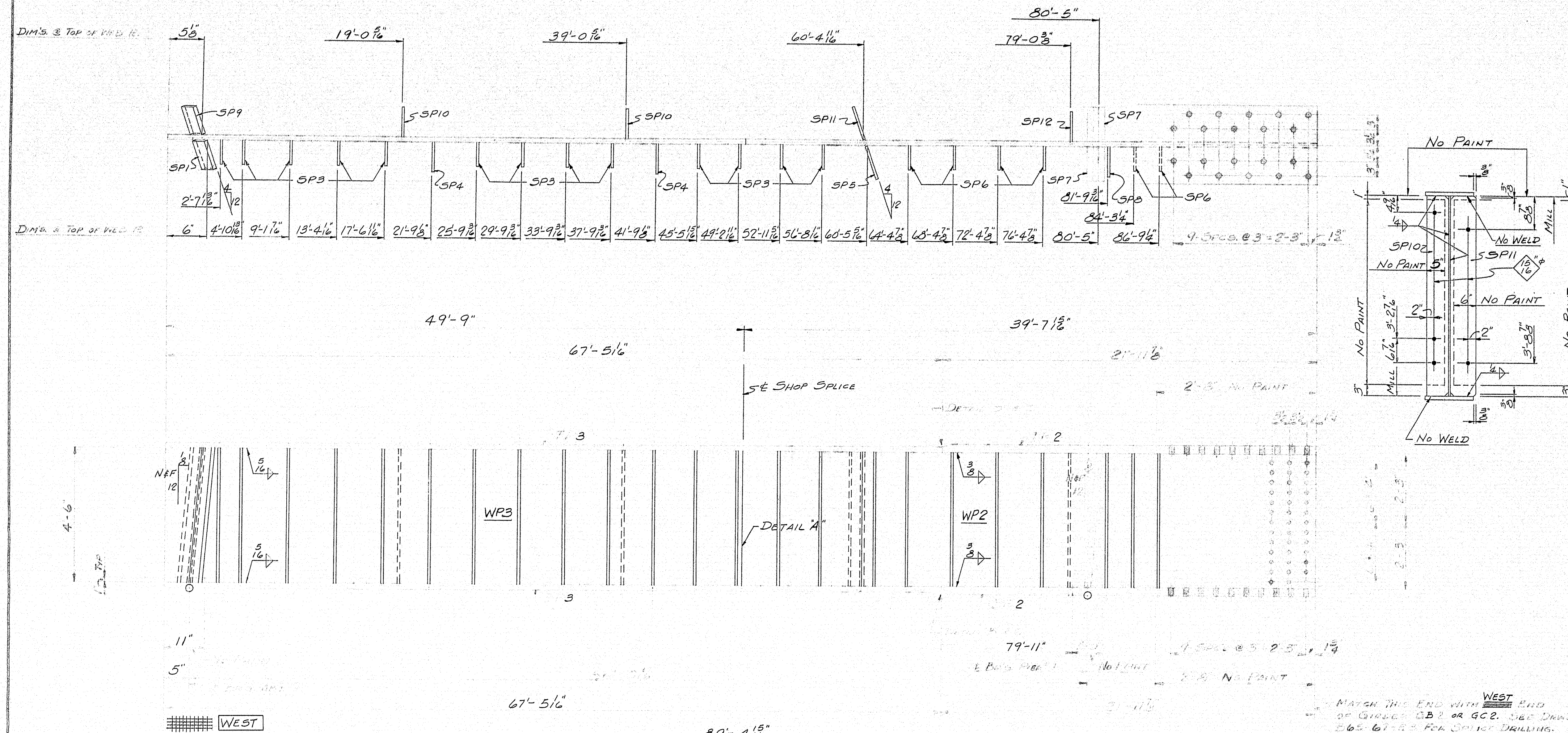
SHIP		BILL OF MATERIAL				DWG. B65-67-55
MARK	NO.	MARK	SHAPE	LENGTH	WT.	REMARKS
GA1	1		GIRDER	89' 7 1/2"		
	1	WP1	PL-54x3	50' 0"		A36
	1	WP2	Do	39' 7 1/2"		
	1	TP1	PL-13x1 1/2	67' 8 1/2"		
	1	TP2	PL-16x1 1/2	21' 11 3/8"		
	1	BP1	PL-13x1 1/2	67' 8 1/2"		
	1	BP2	PL-16x1 1/2	21' 11 3/8"		
	1	SP1	BAR-6x3/4	4' 6 1/4"		MIE FIT
	1	SP2	Do	4' 6 1/4"		FIT
	13	SP3	BAR-5x3/8	4' 6"		
	2	SP4	BAR-6x1/2	4' 6"		
	1	SP5	BAR-7x1/2	4' 6"		
	6	SP6	BAR-5x3/8	4' 6"		
	2	SP7	BAR-7x1/4	4' 6 1/4"		M2E FIT
	1	SP8	BAR-6x1/2	4' 6"		MIE
FIELD	980	1" H.S. BOLT	O 4 3/4"			W/HEAVY NUTS A325
	950	Do	O 2 3/4"			Do A325
	25	3/4" M. BOLT	O 2 1/2"			
	65	Do	O 2"			
	300	Do	O 1 1/4"			
	1930	1" H.S. WASHER				
	380	3/4" STD. WASHER				

FOR WELDING NOTES SEE
 SHOP CONNECTIONS: DRWG. B65-67-E2
 FIELD CONNECTIONS: 1" H.S. BOLTS & WELD
 HOLES: 1 1/4" U.N.
 PAINT: STATE OF MAINE SPEC'S.

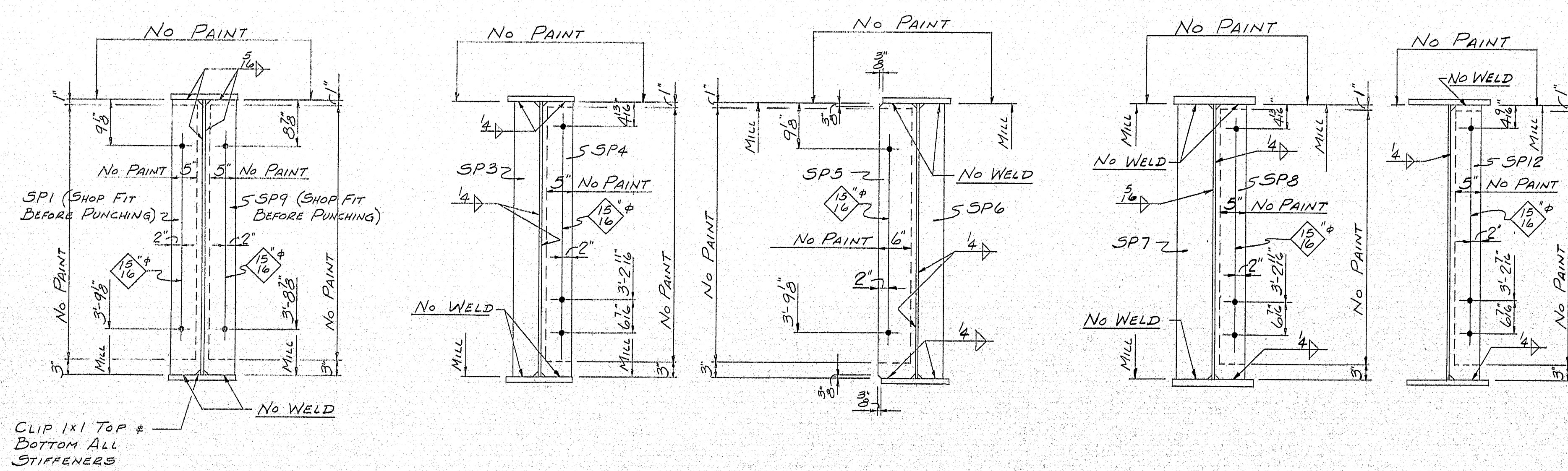
APP'D. 6-23-65	PROJ. NO. I-95-9(18)297
EXTERIOR GIRDER GA1	
SPAN #1	
Bancroft & Martin Inc. Brewer, Maine	
I-95 OVER MEDUXNEKEAG RIVER HOULTON, MAINE	
CUSTOMER: CIANCHETTE BROS., INC. DESIGNER: M.S.H.C., BRIDGE DIVISION	
ORDER: VERBAL	DWG. B65-67-55

97-85





SHIP		BILL OF MATERIAL			DWG. B65-67-56	
MARK	NO.	MARK	SHAPE	LENGTH	WT.	REMARKS
GB1	1		GIRDER	89' 4 1/2"		
GCI	1		Do	89' 4 1/2"		
	2	WP2	R-54 x 3/8	39' 7 1/2"		A36
	2	WP3	Do	49' 9"		
	2	TP3	R-13 x 1 1/2	67' 5 1/2"		
	2	TP2	R-16 x 1 3/8	21' 11 3/8"		
	2	BP3	R-13 x 1 1/2	67' 5 1/2"		
	2	BP2	R-16 x 1 3/8	21' 11 3/8"		
	2	SP1	BAR-6 x 3/4	4' 6 1/4"		MIE FIT
	26	SP3	BAR-5 x 3/8	4' 6"		
	4	SP4	BAR-6 x 1/2	4' 6"		
	2	SP5	BAR-7 x 1/2	4' 6"		
	12	SP6	BAR-5 x 3/8	4' 6"		
	4	SP7	BAR-7 x 1/4	4' 6 1/4"		MIE FIT
	2	SP8	BAR-6 x 1/2	4' 6"		MIE
	2	SP9	BAR-6 x 3/4	4' 6 1/4"		FIT
	4	SP10	BAR-6 x 1/2	4' 6"		
	2	SP11	BAR-7 x 1/2	4' 6"		
	2	SP12	BAR-6 x 1/2	4' 6"		




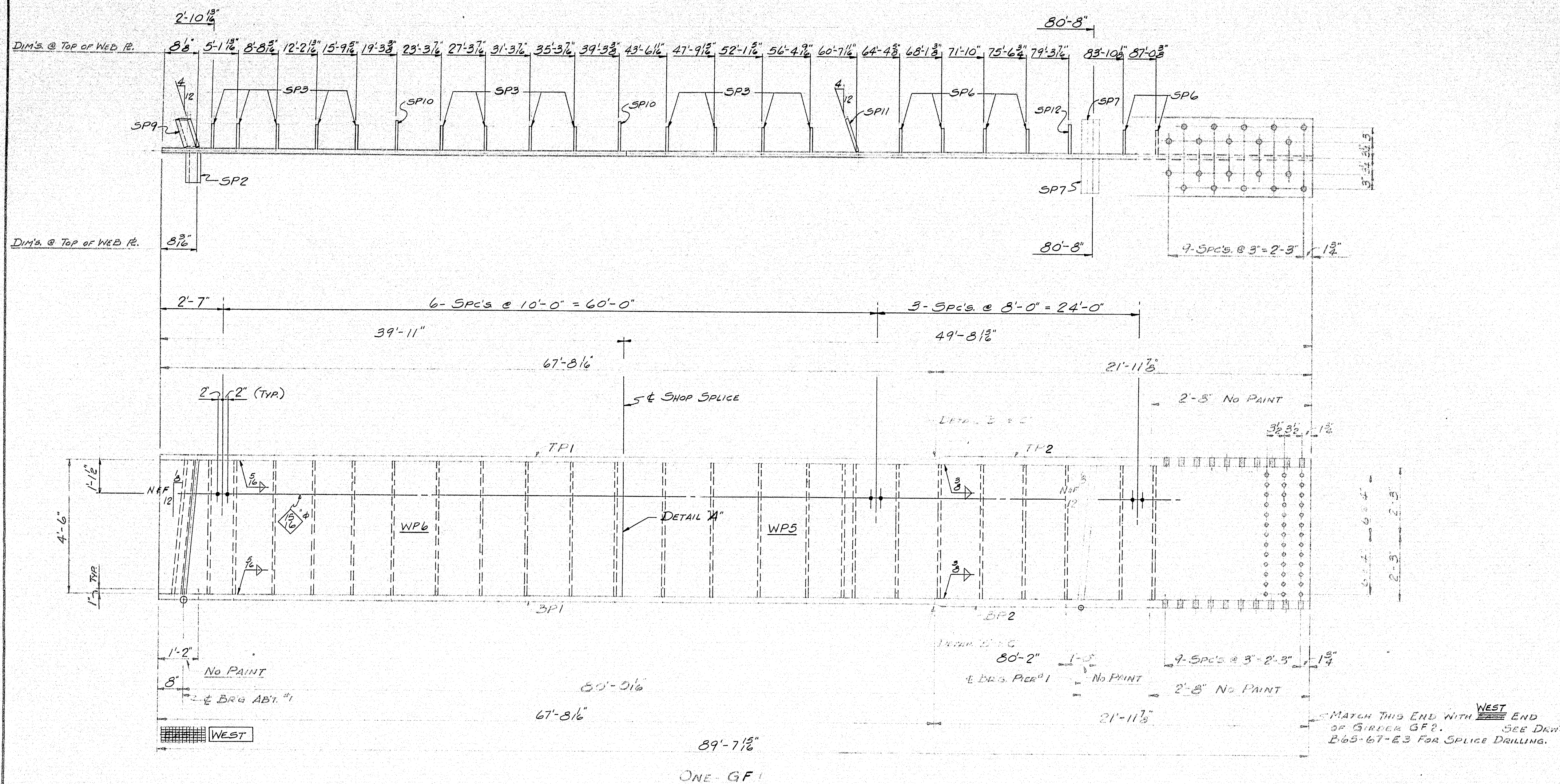
NOTES
FOR CAMERA DRAWING SEE DWG. B65-67-53
FOR DETAILS A, B & C SEE DWG. B65-67-52

WELDING NOTES SEE
SHOP CONNECTIONS: DWG. B65-67-52
FIELD CONNECTIONS: 1" H.S. BOLTS & WELD
HOLES: 1/8" & 1/4" U.N.
PAINT: STATE OF MAINE SPEC.

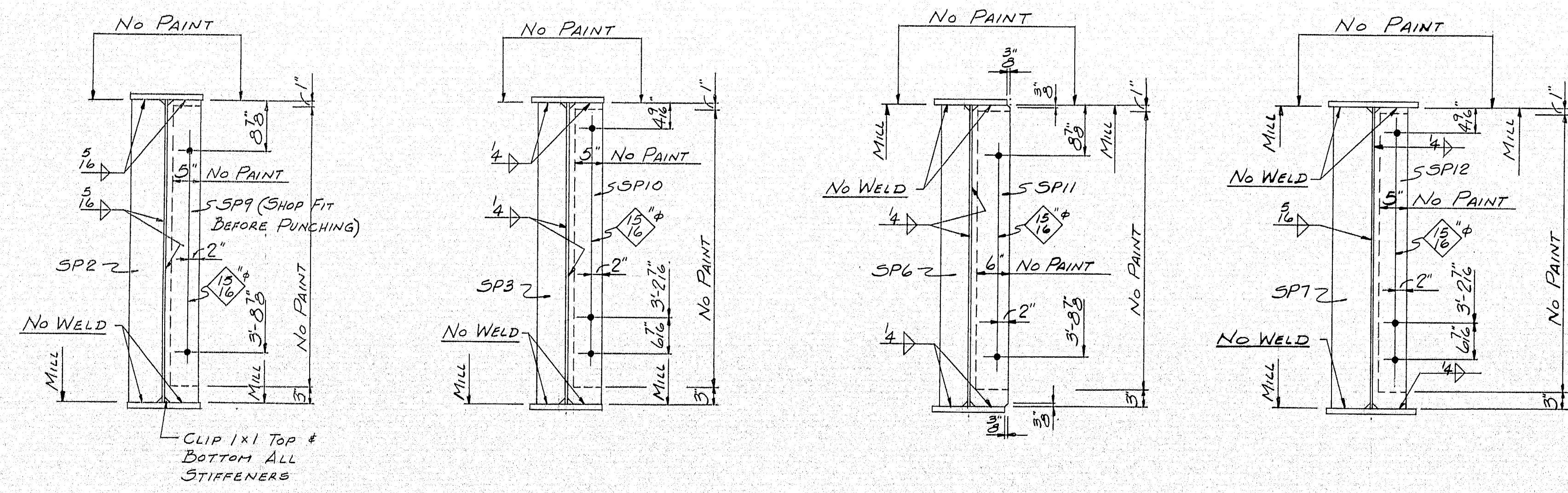
App'd. 6-23-65		Rev'd. No. 1-95-7(15)297	
INTERIOR GIRDER GB1 & GCI		SPAN #1	
Pinneroff & Martin Inc. Brewster, Maine		T-45 OVER MEDUXNEKEAS RIVER HOULTON, MAINE	
CUSTOMER: CLARENETTE DRUG, INC.		DESIGNER: M. J. L. BRIDGE DIVISION	
ORDER VERBAL		DWG. B65-67-56	

97-86






SHIP		BILL OF MATERIAL				DWG. B65-67-SB
MARK	NO.	MARK	SHAPE	LENGTH	WT.	REMARKS
GF1	1		GIRDER	89' 7 1/2"		
	1	WP5	12-54 x 3/8	49' 8 1/2"		A36
	1	WP6	Do	39' 11"		
	1	TP1	12-13 x 1/2	67' 8 1/2"		
	1	TP2	12-16 x 1/2	21' 11 3/4"		
	1	BP1	12-13 x 1/2	67' 8 1/2"		
	1	BP2	12-16 x 1/2	21' 11 3/4"		
	1	SP2	BAR-6 x 3/4	4' 6"		MIE FIT
	13	SP3	BAR-5 x 3/8	4' 6"		
	6	SP6	Do	4' 6"		
	2	SP7	BAR-7 x 1/4	4' 6"		MIE FIT
	1	SP9	BAR-6 x 3/4	4' 6"		MIE FIT
	2	SP10	BAR-6 x 2	4' 6"		
	1	SP11	BAR-7 x 1/2	4' 6"		
	1	SP12	BAR-6 x 2	4' 6"		

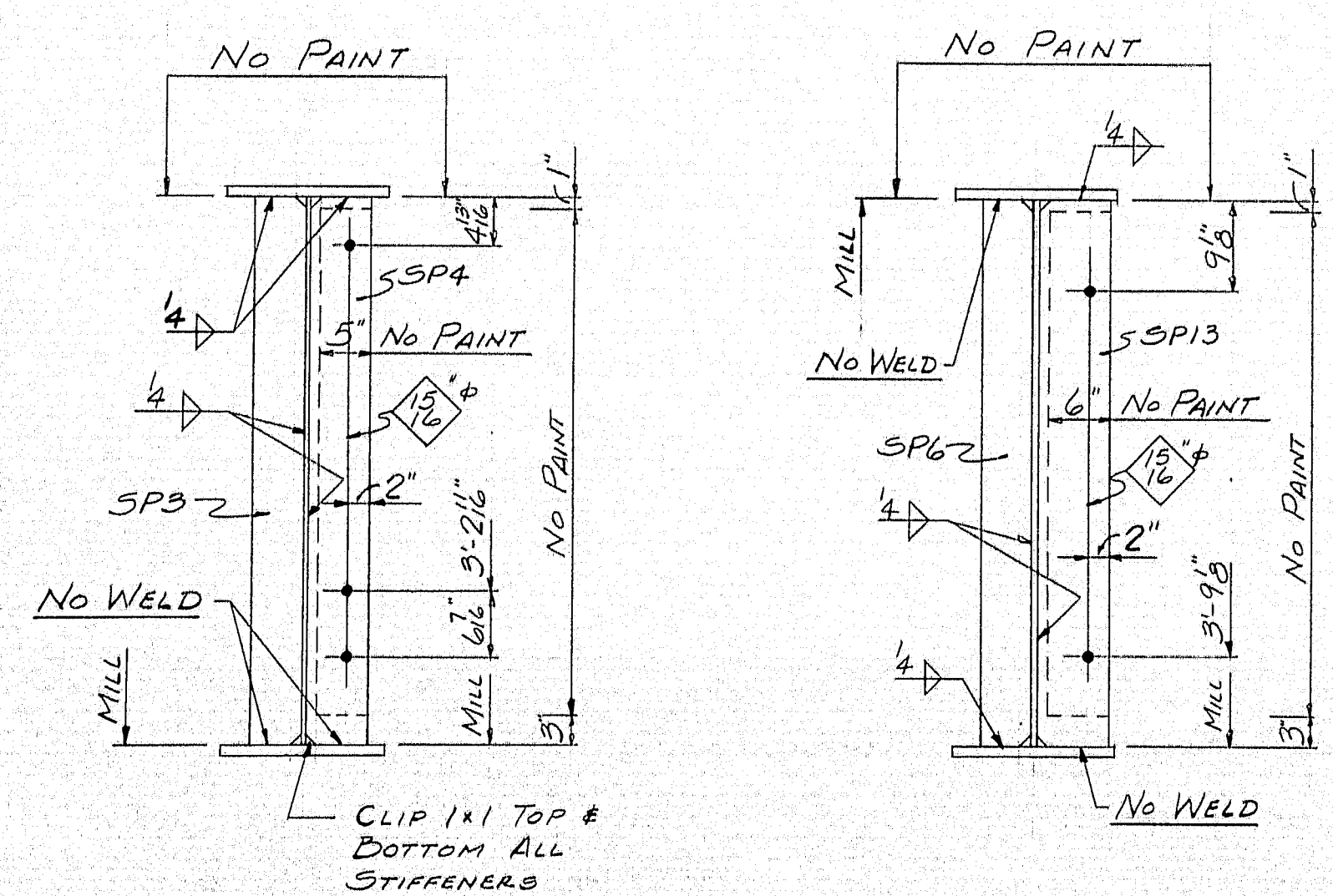
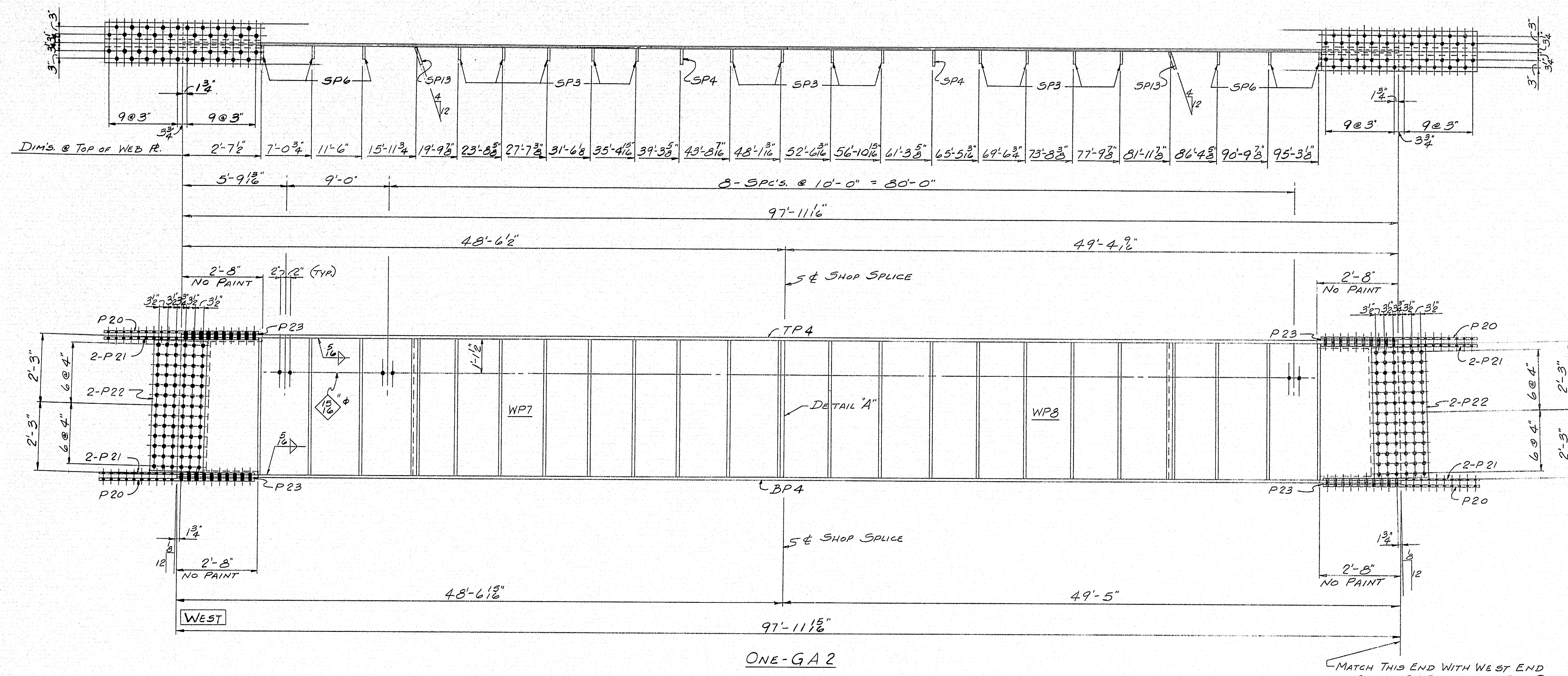


NOTES
FOR CAMERA DRAWING SEE DWG. B65-67-E3
FOR DETAILS A, B, & C SEE DWG. B65-67-E2

FOR WELDING NOTES SEE
SHOP CONNECTIONS: DWG. B65-67-E2
FIELD CONNECTIONS: 1" H.S. BOLTS & WELD
HOLES: 1/16" U.N.
PAINT: STATE OF MAINE SPEC.

APP'D. 6-23-65		DWG. NO. I-95-9(9)297	
EXTERIOR GIRDER GF1		SPAN #1	
PRINT ISSUE		Bancroft & Martin Inc. Brewer, Maine	
1 SHOP 10-27-65		I-95 OVER MEDUXNEKEE RIVER	
5 S.H.C. 8-16-65		HOULTON, MAINE	
3 CUST. 8-16-65			
5 SHOP 8-16-65			
2 F.A. 6-8-65			
DRAWN 5-27-65 R.A.M.		CUSTOMER CHANUTE PROS. INC.	
REVISION		DESIGNER M.C.H.S. BRIDGE DIVISION	
REVISION		ORDER VERBAL	
REVISION		DWG. B65-67-SB	






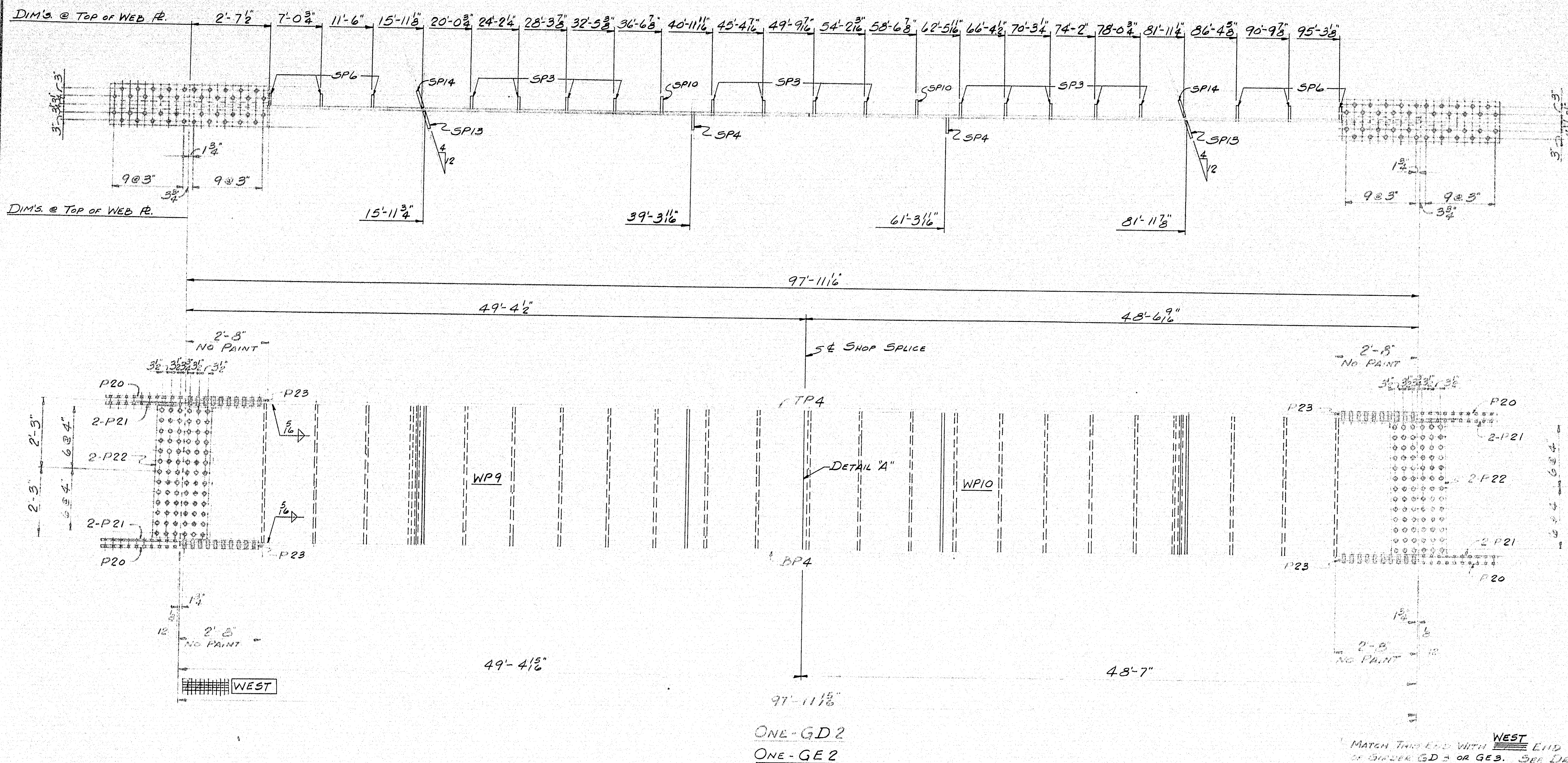
NOTES
 FOR DETAIL "A" SEE DRWG. B65-67-E3
 FOR CAMBER DIAGRAM SEE DRWG. B65-67-E3

SHIP		BILL OF MATERIAL				DWG. B65-67-59
MARK	NO.	MARK	SHAPE	LENGTH	WT.	REMARKS
GA2	1		GIRDER	97' 11 1/2"		
	1	WP7	R-54 x 3/8	48' 6 1/2"		A36
	1	WP8	Do	49' 5"		
	1	TP4	R-16 x 1/4	97' 11 1/2"		
	1	BP4	Do	97' 11 1/2"		
	13	SP3	BAR-5 x 3/8	4' 6"		MIE
	2	SP4	BAR-6 x 1/2	4' 6"		
	6	SP6	BAR-5 x 3/8	4' 6"		
	2	SP13	BAR-7 x 1/2	4' 6"		
	4	P20	R-16 x 3/4	5' 14"		
	8	P21	R-6 1/2 x 3/4	5' 14"		
	4	P22	R-2 1/4 x 3/4	4' 3 1/2"		
	4	P23	R-16 x 3/8	2' 6 1/2"		

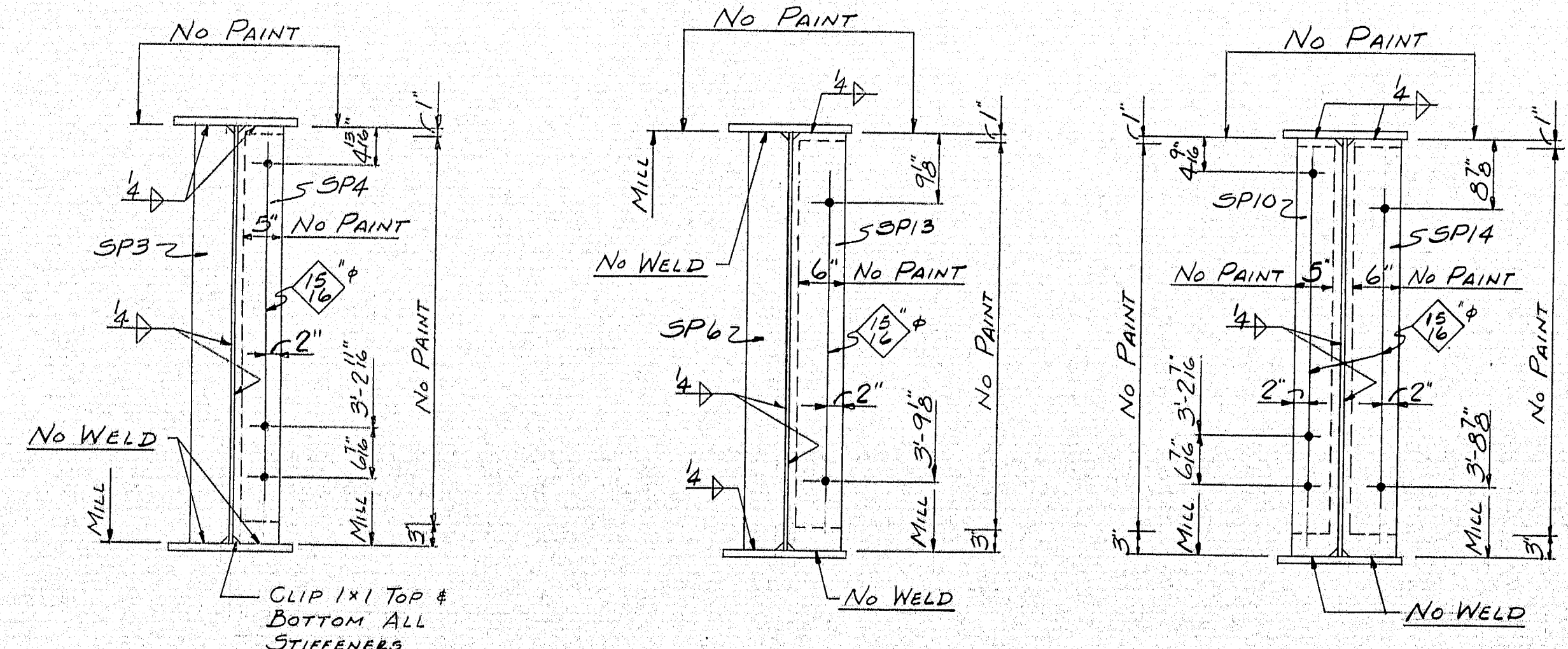
APP'D. 6-23-65		PROJ. No. I-95-9(18)297	
EXTERIOR GIRDER GA 2		SPAN #2	
PRINT ISSUE		Bancroft & Martin Inc. Brewer, Maine	
1	SHOP	10-27-65	
3	S.H.C.	8-16-65	
3	CUST	8-16-65	
5	SHOP	8-16-65	
2	F.A.	6-8-65	
DRAWN	5-28-65 R.A.M.	CUSTOMER CIANCHETTE BROS., INC.	
REVISION		DESIGNER M.S.H.C. BRIDGE DIVISION	
REVISION		ORDER VERBAL	
REVISION		DWG. B65-67-59	

97-89





SHIP		BILL OF MATERIAL				DWG. B65-67-511
MARK	NO.	MARK	SHAPE	LENGTH	WT.	REMARKS
GD2	1		GIRDER	97' 11 1/2"		
GE2	1		Do	97' 11 1/2"		
	2	WP9	R-54 x 3/8	49' 4 1/2"		A36
	2	WP10	Do	48' 7"		
	2	TP4	R-16 x 1/4	97' 11 1/2"		
	2	BP4	Do	97' 11 1/2"		
	26	SP3	BAR-5 x 3/8	4' 6"		MIE
	4	SP4	BAR-6 x 2	4' 6"		
	12	SP6	BAR-5 x 3/8	4' 6"		
	4	SP10	BAR-6 x 2	4' 6"		
	4	SP13	BAR-7 x 2	4' 6"		
	4	SP14	Do	4' 6"		
	8	P20	R-16 x 3/4	5' 14"		
	16	P21	R-6 1/2 x 3/4	5' 14"		
	8	P22	R-2 1/4 x 3/4	4' 3 1/2"		
	8	P23	R-16 x 3/8	2' 6 1/2"		




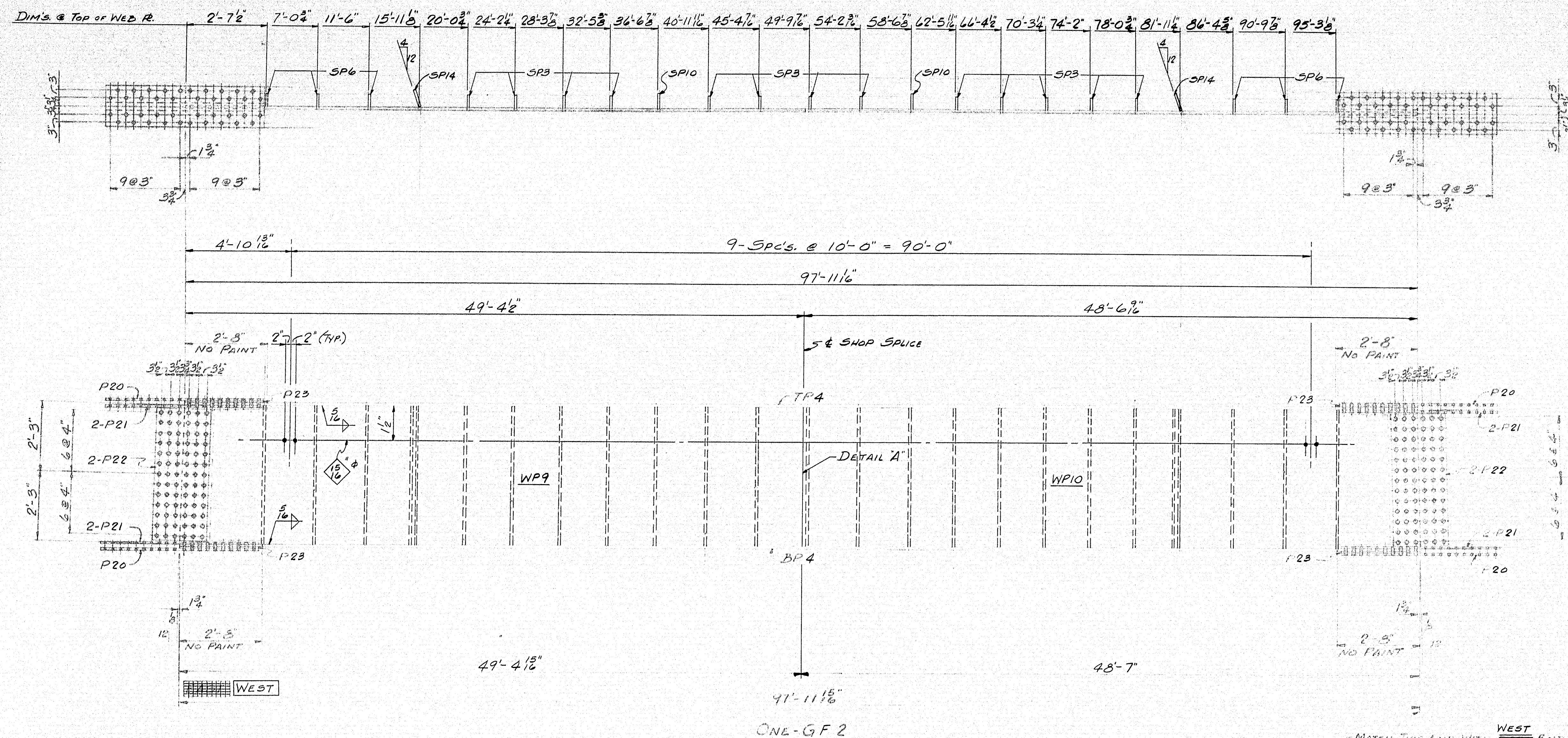
NOTES
FOR DETAIL A SEE DWG. B65-67-E3
FOR CAMBER DIAGRAM SEE DWG. B65-67-E3

FOR WELDING NOTES SEE
SHOP CONNECTIONS: DWG. B65-67-E2
FIELD CONNECTIONS: 1\"/>

APP'D. 6-23-65		PROJ. No. I-95-9(18)297	
INTERIOR GIRDER GD2 & GE2		SPAN#2	
PRINT ISSUE		Bancroft & Martin Inc. Brewer, Maine	
1 SHOP	10-27-65	I-95 OVER MILD JUNELEAG RIVER HOULTON, MAINE	
5 S.H.C.	8-16-65		
3 CUST.	8-16-65		
5 SHOP	8-16-65	CUSTOMER: GIANNETTE PRODS. INC. DESIGNER: M.S.H.C. BRIDGE DIVISION	
2 F.A.	6-8-65		
DRAWN	6-2-65 R.A.M.	ORDER VERBAL	DWG. B65-67-511
REVISION			
REVISION			

97-91






SHIP		BILL OF MATERIAL				DWG. 665-67-512
MARK	NO.	MARK	SHAPE	LENGTH	WT.	REMARKS
GF2	1		GIRDER	97' 11 1/2"		
	1	WP9	R-54 x 3/8	49' 4 1/2"		ASG
	1	WP10	Do	48' 7"		
	1	TP4	R-16 x 1/4	97' 11 1/2"		
	1	BP4	Do	97' 11 1/2"		
	13	SP3	Bar-5 x 3/8	4' 6"		MIE
	6	SP6	Do	4' 6"		
	2	SP10	Bar-6 x 1/2	4' 6"		
	2	SP14	Bar-7 x 1/2	4' 6"		
	4	P20	R-16 x 3/8	5' 1/4"		
	3	P21	R-6 x 3/8	5' 1/4"		
	4	P22	R-2 1/4 x 3/8	4' 3/8"		
	4	P23	R-16 x 3/8	2' 6 1/2"		

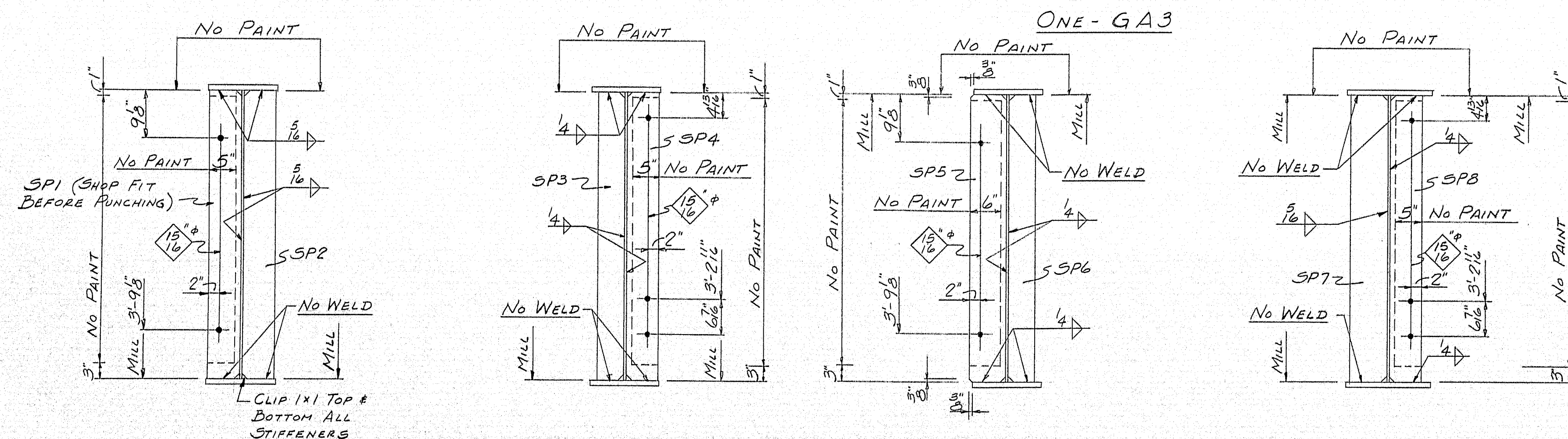
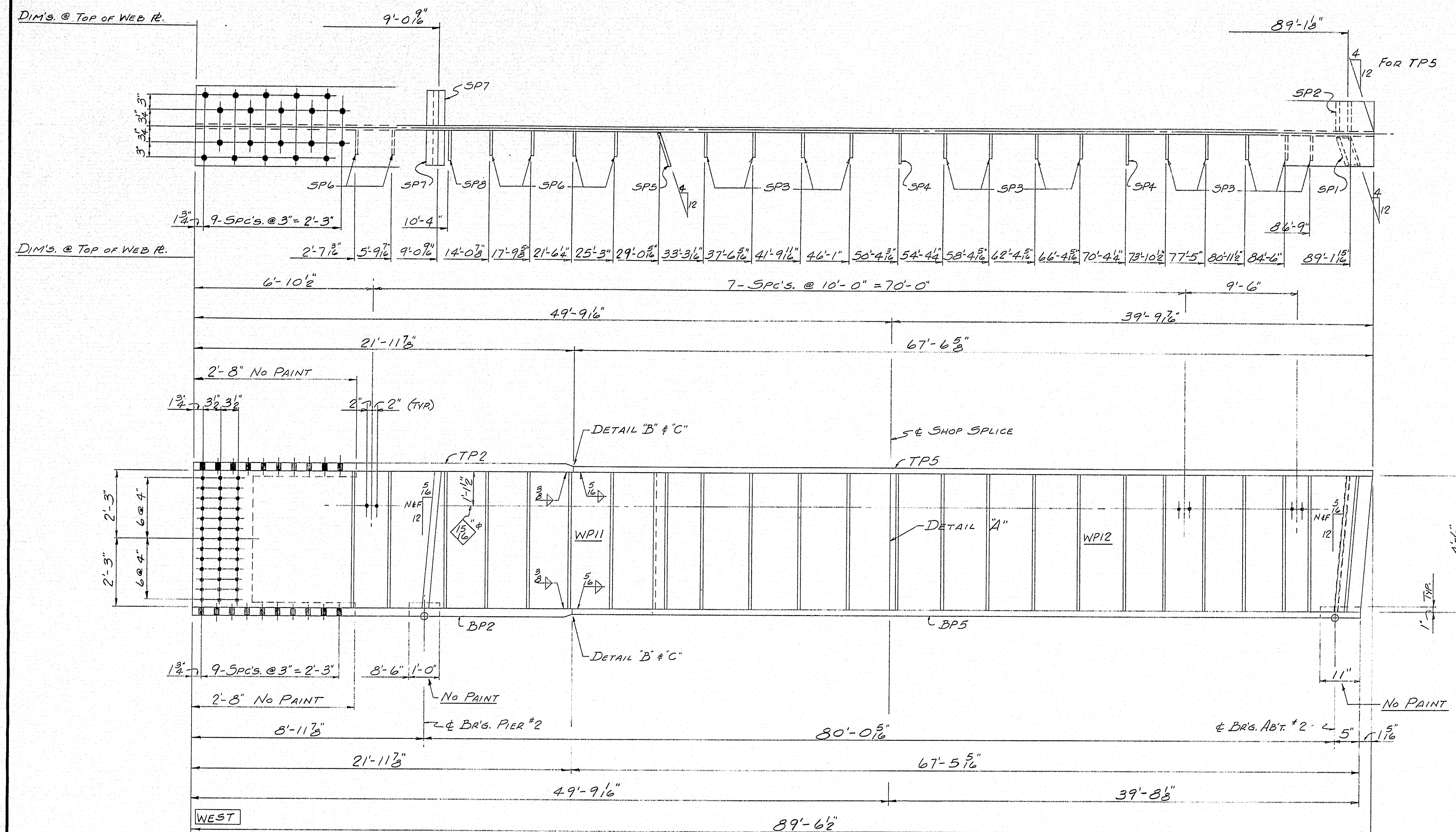
FOR WELDING NOTES SEE
 SHOP CONNECTIONS: DWG. 665-67-22
 FIELD CONNECTIONS: 1" O.D. BOLTS & WELD
 HOLES: 1/8" U.N.
 PAINT: STATE OF MAINE SPEC.

NOTES
 FOR DETAIL A SEE DWG. 665-67-E3
 FOR GIRDER DESIGN SEE DWG. 665-67-E3

APPRO. 6-23-65		PROJ. NO. I-95-9(13)297	
EXTERIOR GIRDER GF 2		SPAN #2	
PRINT ISSUE		Bancroft & Martin Inc. Brewer, Maine	
1 SHOP	10-27-65	I-95 OVER MIDKNEEDAG RIVER HOUSTON, MAINE	
5 S.H.C.	8-16-65		
3 CUST.	8-16-65		
5 SHOP	8-16-65		
2 F.H.	6-8-65		
DRAWN	6-2-65	CUSTOMER CIANCHETTE BRIDGE, INC.	
REVISION		DESIGNER M.H.C. BRIDGE DIVISION	
REVISION		ORDER VEREAL	
REVISION		DWG. 665-67-512	

97-92






NOTES
 FOR CAMBER DIAGRAM SEE DRWG. B65-67-E3
 FOR DETAILS "A", "B", & "C" SEE DRWG. B65-67-E2

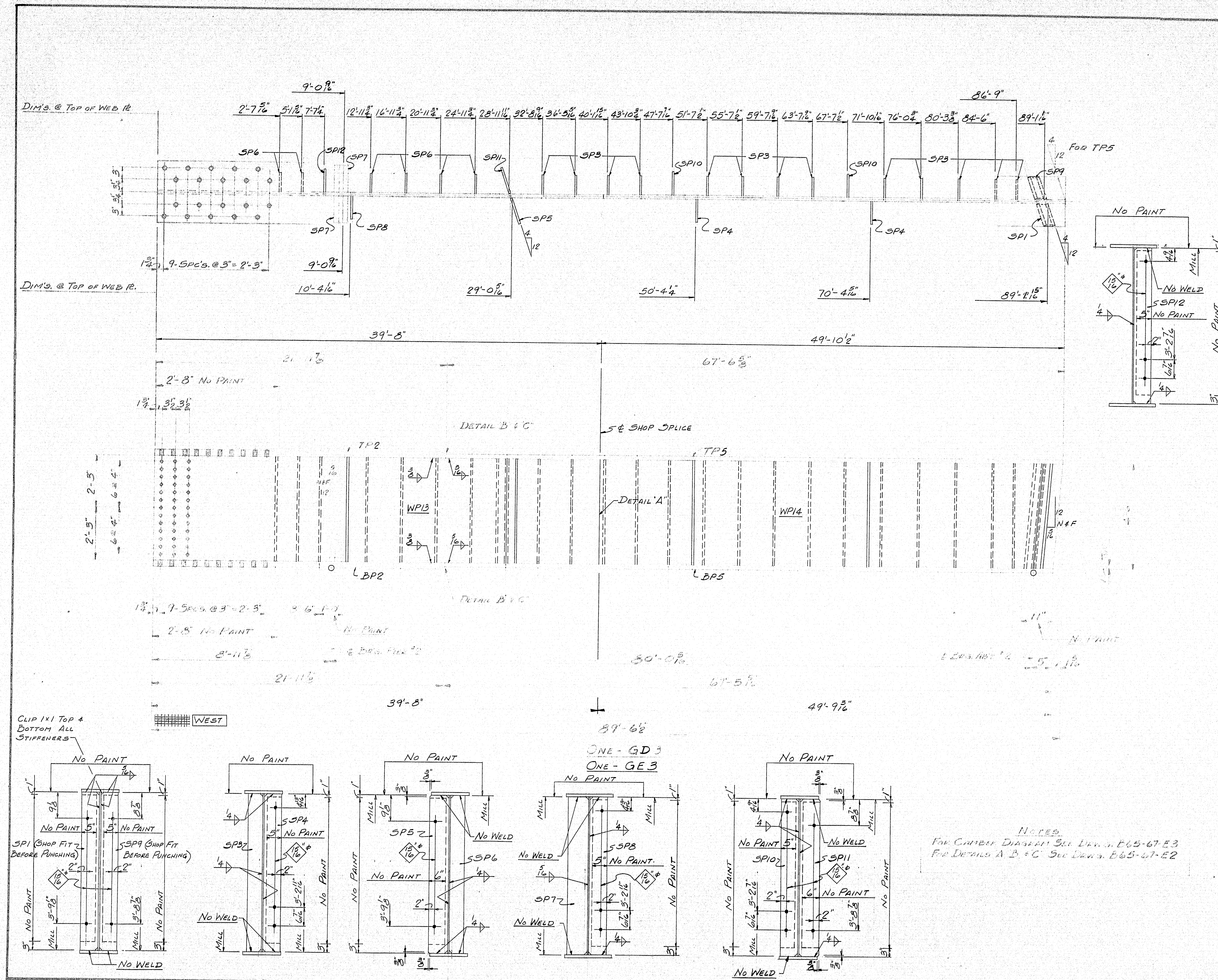
SHIP		BILL OF MATERIAL				DWG. B65-67-S13	
MARK	NO.	MARK	SHAPE	LENGTH	WT.	REMARKS	
GA3	1		GIRDER	89' 6 1/2"			
	1	WP11	R-54 x 3/8	49' 9 1/6"		A36	
	1	WP12	Do	39' 9 1/6"			
	1	TP2	R-16 x 1 1/2	21' 11 3/8"			
	1	TP5	R-13 x 1 1/2	67' 6 3/8"			
	1	BP2	R-16 x 1 1/2	21' 11 3/8"			
	1	BP5	R-13 x 1 1/2	67' 5 1/8"			
	1	SP1	BAR-6 x 3/4	4' 6 1/4"		MIE	FIT
	1	SP2	Do	4' 6 1/4"			FIT
	13	SP3	BAR-5 x 3/4	4' 6"			
	2	SP4	BAR-6 x 2	4' 6"			
	1	SP5	BAR-7 x 2	4' 6"			
	6	SP6	BAR-5 x 3/4	4' 6"			
	2	SP7	BAR-7 x 1 1/4	4' 6 1/4"		M2E	FIT
	1	SP8	BAR-6 x 2	4' 6"		MIE	

FOR WELDING NOTES SEE
 SHOP CONNECTIONS: DRWG. B65-67-E2
 FIELD CONNECTIONS: 1" H.S. BOLTS & WELD
 HOLES: 1 1/8" U.N.
 PAINT: STATE OF MAINE SPECS.

APP'D. 6-23-65		PROJ. No. I-95-9(18) 297	
EXTERIOR GIRDER GA3		SPAN #3	
PRINT ISSUE		Bancroft & Martin Inc. Brewer, Maine	
1 SHOP 10-27-65		I-95 OVER MEDUXNEKEAG RIVER	
5 S.H.C. 8-16-65		HOULTON, MAINE	
3 CUST. 8-16-65		CUSTOMER CIANCHETTE BROS., INC.	
5 SHOP 8-16-65		DESIGNER M.S.H.C., BRIDGE DIVISION	
2 F.A. 6-8-65		ORDER VERBAL	
DRAWN 6-3-65 R.A.M.		DWG. B65-67-S13	
REVISION			
REVISION			
REVISION			

97-93





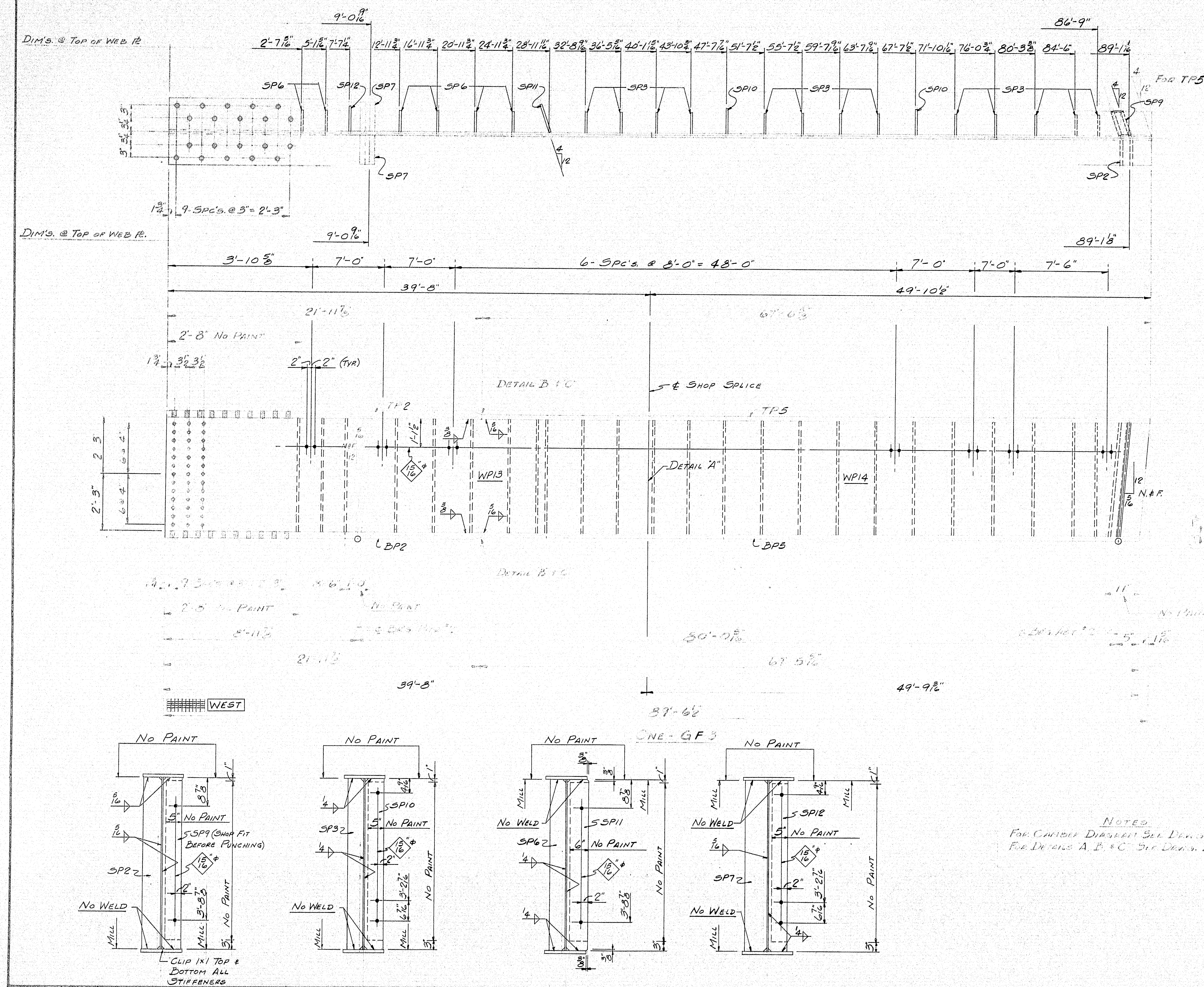
SHIP		BILL OF MATERIAL				DWG. B65-67-515	
MARK	NO.	MARK	SHAPE	LENGTH	WT.	REMARKS	
GD3	1		GIRDER	89' 6 1/2"			
GE3	1		D ₀	89' 6 1/2"			
	2	WP13	R-54 x 3/8	39' 8"			A36
	2	WP14	D ₀	49' 10 1/2"			
	2	TP2	R-16 x 1 1/2	21' 11 3/8"			
	2	TP5	R-13 x 1 1/2	67' 6 3/8"			
	2	BP2	R-16 x 1 1/2	21' 11 3/8"			
	2	BP5	R-13 x 1 1/2	67' 5 3/8"			
	2	SP1	BAR-6 x 3/4	4' 6 1/4"		MIE	FIT
	26	SP3	BAR-5 x 3/8	4' 6"			
	4	SP4	BAR-6 x 1/2	4' 6"			
	2	SP5	BAR-7 x 1/2	4' 6"			
	12	SP6	BAR-5 x 3/8	4' 6"			
	4	SP7	BAR-7 x 1/4	4' 6 1/4"		MIE	FIT
	2	SP8	BAR-6 x 1/2	4' 6"		MIE	
	2	SP9	BAR-6 x 3/4	4' 6 1/4"			FIT
	4	SP10	BAR-6 x 1/2	4' 6"			
	2	SP11	BAR-7 x 1/2	4' 6"			
	2	SP12	BAR-6 x 1/2	4' 6"			

NOTES:
FOR CAMBER DIAGRAM SEE DRAWING B65-67-E3
FOR DETAILS A, B & C SEE DRAWING B65-67-E2

FOR WELDING NOTES SEE
SHOP CONNECTIONS: DRAWING B65-67-E2
FIELD CONNECTIONS: 1" H.E. BOLTS & WELD
HOLES: 1/8" & U.N.
PAINT: STATE OF MAINE SPEC'S.

APPD. 6-23-65		PLANS No. I-95-9(13) 297	
INTERIOR GIRDER GD3 & GE3		SPAN #3	
PRINT ISSUE		Rancroft & Martin Inc. Brewster, Maine	
1 SHOP 10-27-65		I-95 OVER MEDICINE RIVER	
5 S.H.C. 8-16-65		HOULTON, MAINE	
3 CUST. 8-16-65			
5 SHOP 8-16-65			
2 F.A. 6-8-65			
DRAWN 6-4-65 LAM.		CUSTOMER CHANCELLER BROS. INC.	
REVISION		DESIGNER M.E.H.C., BRIDGE DIVISION	
REVISION		ORDER VERBAL	
REVISION		DWG. B65-67-515	

97-95



SHIP		BILL OF MATERIAL				DWG. B65-67-516
MARK	NO.	MARK	SHAPE	LENGTH	WT.	REMARKS
GF 3	1		GIRDER	89' 6 1/2"		
	1	WP13	R-54x3	39' 8"		A36
	1	WP14	Do	49' 10 1/2"		
	1	TP2	R-16x1 1/2	21' 11 3/8"		
	1	TP5	R-13x1 1/2	67' 6 3/8"		
	1	BP2	R-16x1 1/2	21' 11 3/8"		
	1	BP5	R-13x1 1/2	67' 5 1/8"		
	1	SP2	BAR-6x3/4	4' 6 1/2"		MIE FIT
	13	SP3	BAR-5x3/8	4' 6"		
	6	SP6	Do	4' 6"		
	2	SP7	BAR-7x1/4	4' 6 1/2"		M2E FIT
	1	SP9	BAR-6x3/4	4' 6 1/2"		MIE FIT
	2	SP10	BAR-6x2	4' 6"		
	1	SP11	BAR-7x2	4' 6"		
	1	SP12	BAR-6x2	4' 6"		

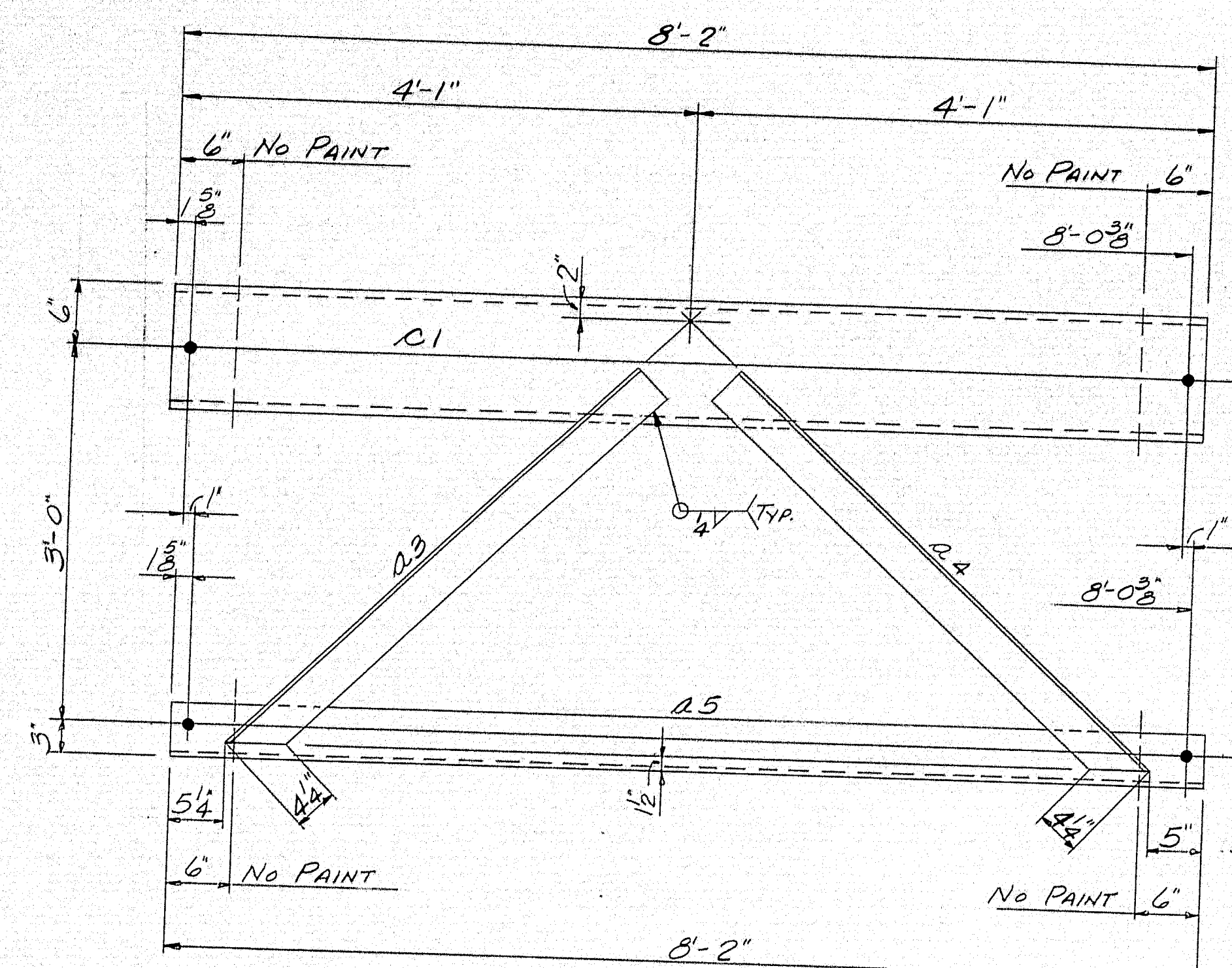
NOTES
FOR GIRDER DESIGN SEE DWG. B65-67-E3
FOR DETAILS A, B, & C SEE DWG. B65-67-E2

FOR WELDING NOTES SEE
DWG. B65-67-E2
FIELD CONNECTIONS: 1" A36 BOLTS & WELD
HOLES: 1 1/4" O.D.
PAINT: STATE OF MAINE SPEC.

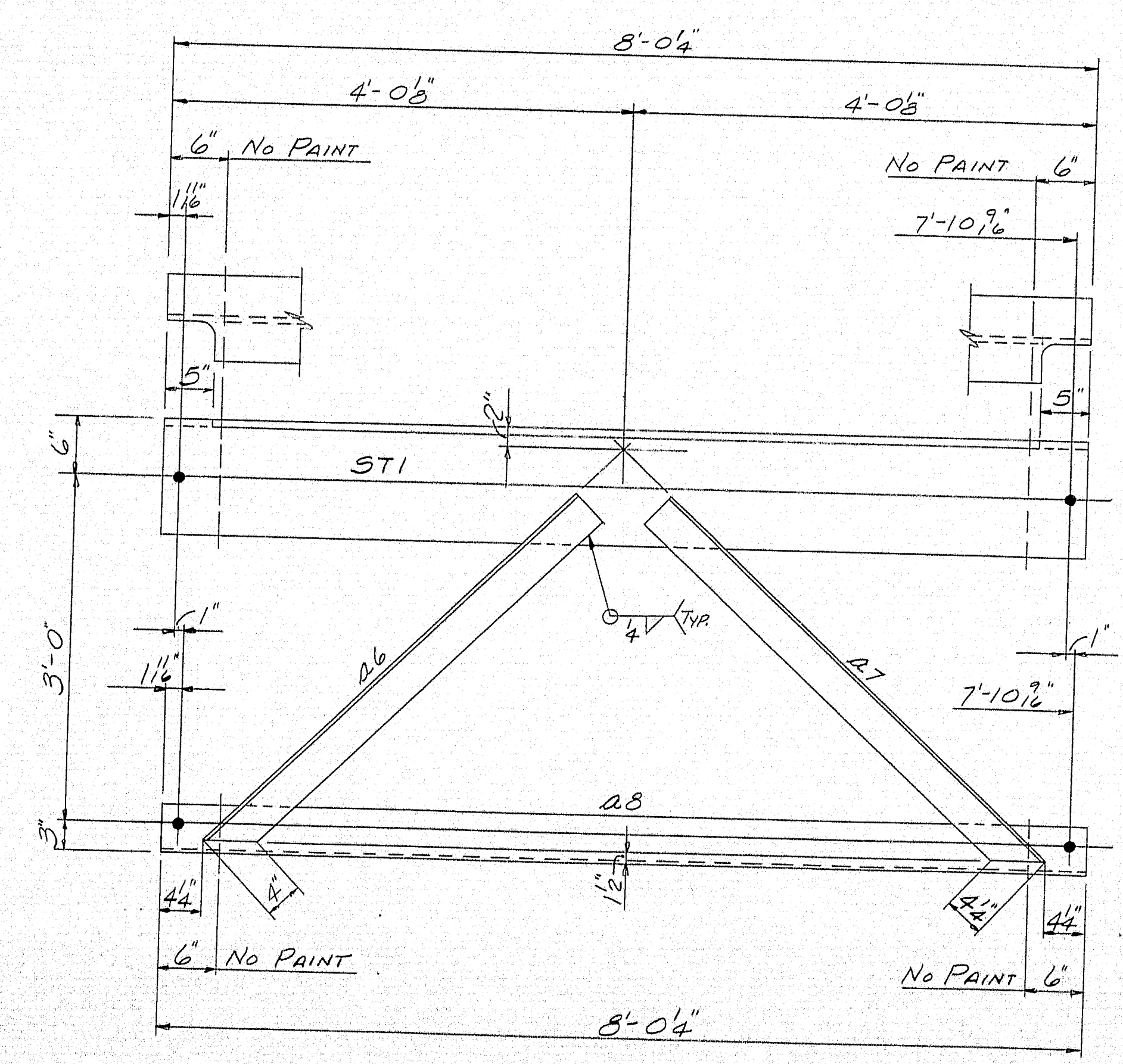
APP'D. 6-23-65
EXTERIOR GIRDER GF 3
SPAN #3

Panorcroft & Martin Inc. Brewster, Maine	
I-95 OVER MEDUNNELEAG RIVER HOUSTON, MAINE	
CUSTOMER: CLINTON BROS. INC. DESIGNER: N.E.H.C. BRIDGE DIVISION	
ORDER: VER. 200 DWG. B65-67-516	

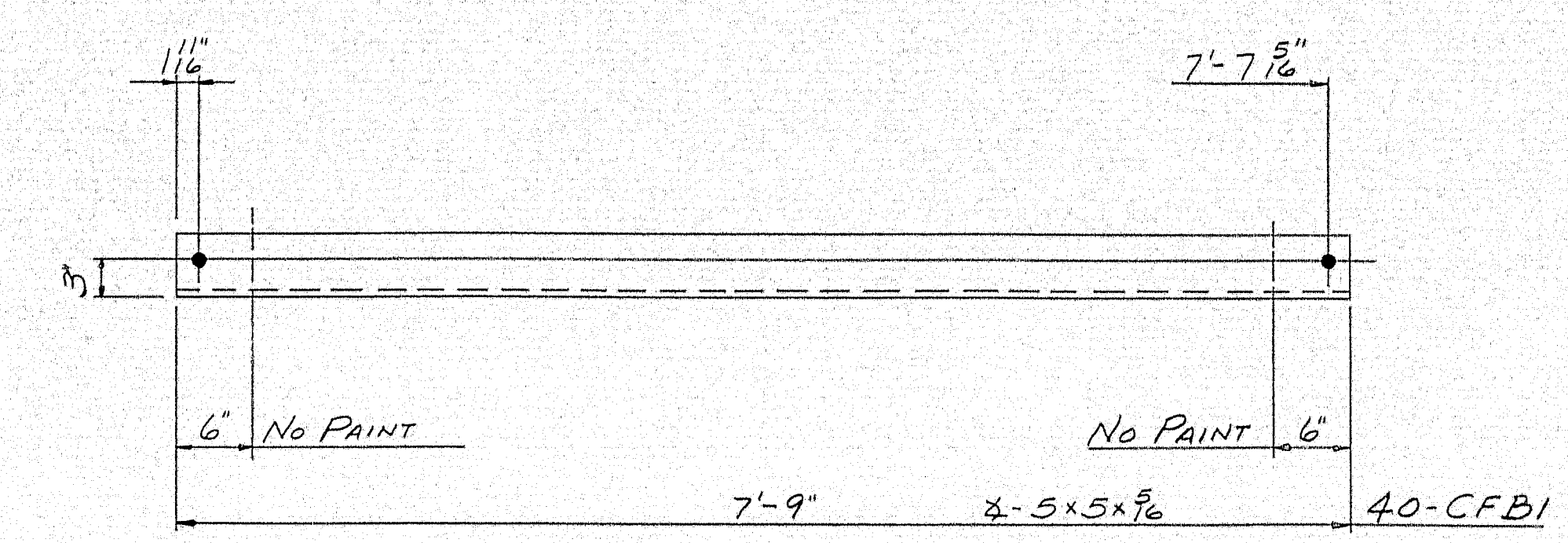
97-96



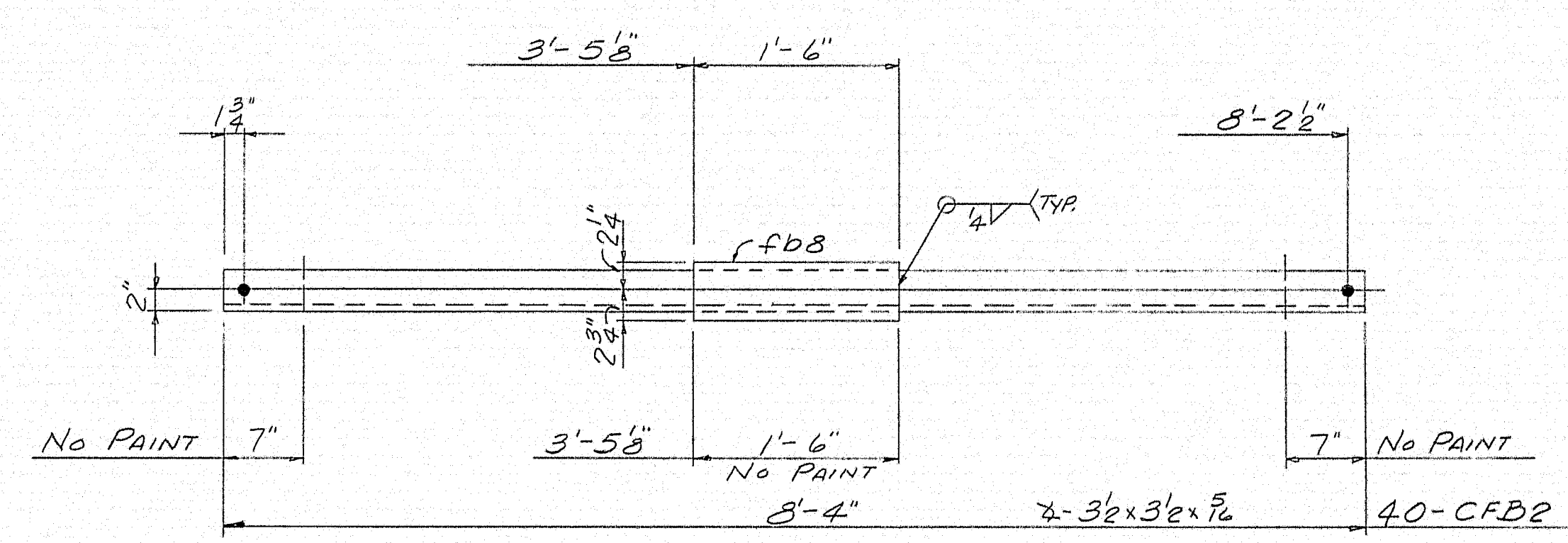
5-A1L
5-A1R (OPP HAND TO SHOWN)



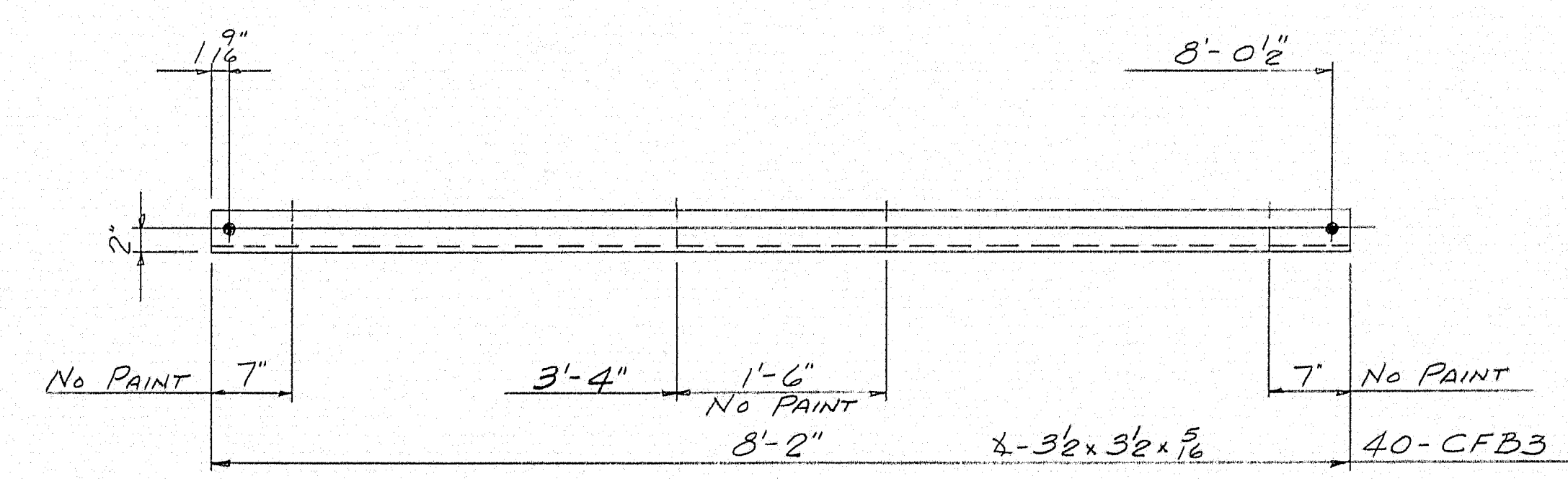
20-A2



40-CFB1



40-CFB2



40-CFB3


SHIP		BILL OF MATERIAL				DWG. B65-67-517
MARK	NO.	MARK	SHAPE	LENGTH	WT.	REMARKS
A1L	5		CROSS FRAME			
A1R	5		Do			
A2	20		Do			
CFB1	40		4-5x5x1/2	7' 9"		A36
CFB2	40		4-3 1/2 x 3 1/2 x 5/16	8' 4"		
CFB3	40		Do	8' 2"		
	10	C1	12x4x1/4	45'		
	20	ST1	ST 12W42	8' 0 1/4"		
	10	A3	4-4x4x1/2	4' 6 1/2"		5 R.H.
	10	A4	Do	4' 5"		5 L.H.
	10	A5	4-5x5x1/2	8' 2"		
	20	A6	4-4x4x1/2	4' 6 1/4"		
	20	A7	Do	4' 5"		
	20	A8	4-5x5x1/2	8' 0 1/4"		
	40	FB3	BAR-5x2	1' 6"		

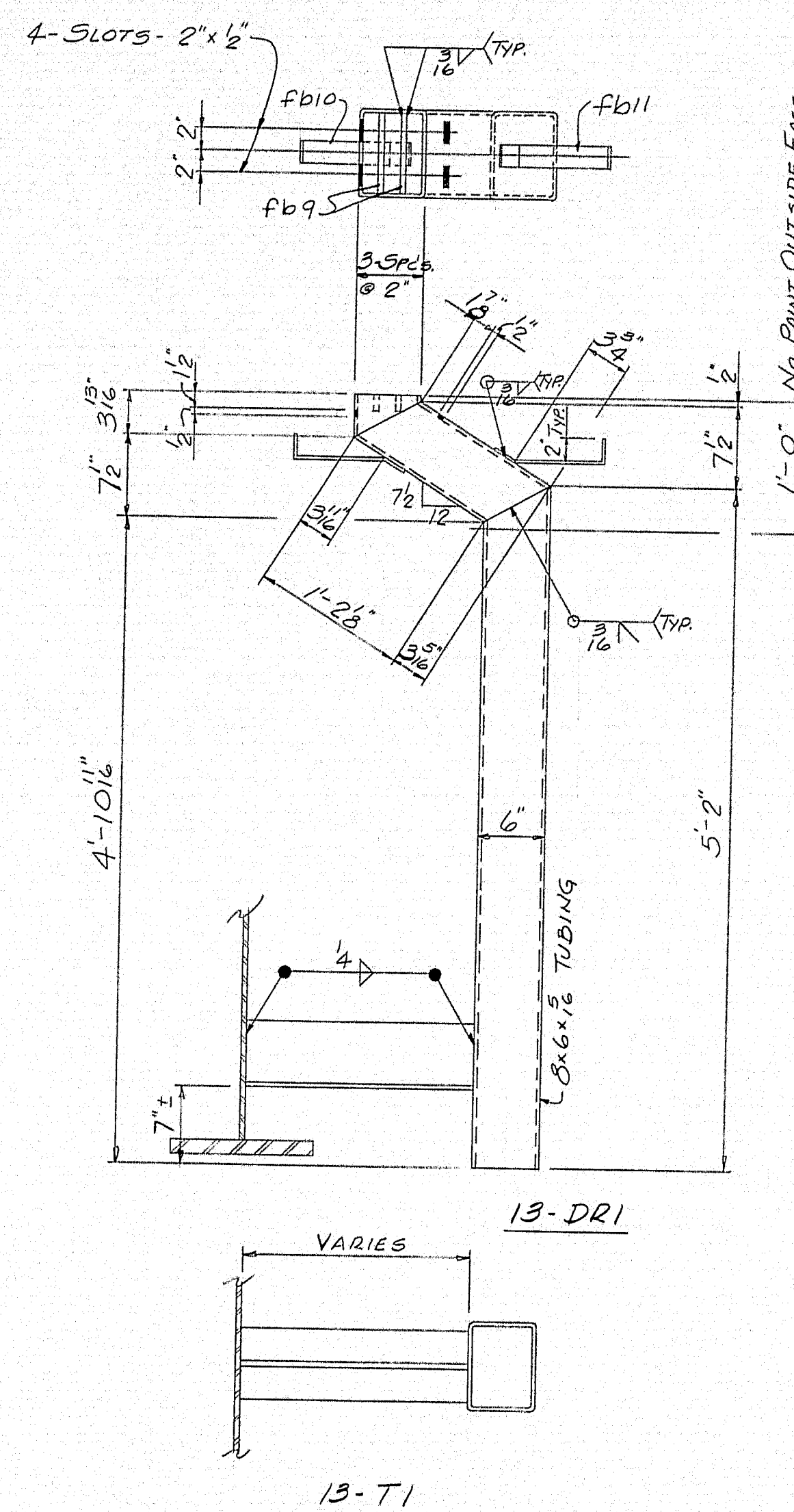
FOR WELDING NOTES SEE
SHOP CONNECTIONS: DRWG. B65-67-E2
FIELD CONNECTIONS: 1/2" M. BOLT & WELD
HOLES: 1 1/2" Ø
PAINT: STATE OF MAINE SPEC'S.

APP'D. 6-23-65

PROJ. No. I-95-9 (B) 297

CROSS FRAMES			PRINT ISSUE	
5	S.H.C.	8-16-65		
3	CUST.	8-16-65		
5	SHOP	8-16-65		
2	F.A.	6-8-65		
DRAWN	6-7-65 R.A.M.			
REVISION				
REVISION				
Bancroft & Martin Inc. Brewer, Maine			I-95 OVER MEDUXNEKEAG RIVER HOULTON, MAINE	
CUSTOMER CIANCHETTE BROS. INC.			DESIGNER M.S.H.C. BRIDGE DIVISION	
ORDER VERBAL			DWG. B65-67-517	



[illegible]

SHOP CONNECTIONS: WELD - LH-E7018 or 7022
FIELD CONNECTIONS: WELD
HOLES: AS NOTED
PAINT: STATE OF MAINE SPEC'S.
PROJ. No. I-95-9 (18) 297

App'd. 6-23-65

DRAINS		FREQ. NO. 1-75-7 (12) 27	
PRINT ISSUE		Bancroft & Martin Rolling Mills Company Brewer, Maine	
5	S.H.C.	8-16-65	I- 95 OVER MEDUXNEKEAG RIVER HOULTON, MAINE
5	CUST.	8-16-65	
5	SHOP	8-16-65	
2	F.A.	6-8-65	
DRAWN	6-8-65 B.A.M.		CUSTOMER CIANCHETTE BROS., INC.
REVISION			DESIGNER M.S.H.C., BRIDGE DIVISION
REVISION			ORDER VERBAL
REVISION			DWG. B65-67-318

